

Network Working Group
Request for Comments: 2865
Obsoletes: 2138
Category: Standards Track

C. Rigney
S. Willens
Livingston
A. Rubens
Merit
W. Simpson
Daydreamer
June 2000

Remote Authentication Dial In User Service (RADIUS)

Status of this Memo

This document specifies an Internet standards track protocol for the Internet community, and requests discussion and suggestions for improvements. Please refer to the current edition of the "Internet Official Protocol Standards" (STD 1) for the standardization state and status of this protocol. Distribution of this memo is unlimited.

Copyright Notice

Copyright (C) The Internet Society (2000). All Rights Reserved.

IESG Note:

This protocol is widely implemented and used. Experience has shown that it can suffer degraded performance and lost data when used in large scale systems, in part because it does not include provisions for congestion control. Readers of this document may find it beneficial to track the progress of the IETF's AAA working group, which may develop a successor protocol that better addresses the scaling and congestion control issues.

Abstract

This document describes a protocol for carrying authentication, authorization, and configuration information between a Network Access Server which desires to authenticate its links and a shared Authentication Server.

Implementation Note

This memo documents the RADIUS protocol. The early deployment of RADIUS was done using UDP port number 1645, which conflicts with the "datametrics" service. The officially assigned port number for RADIUS is 1812.

Table of Contents

| | | |
|------|--|----|
| 1. | Introduction | 3 |
| 1.1 | Specification of Requirements | 4 |
| 1.2 | Terminology | 5 |
| 2. | Operation | 5 |
| 2.1 | Challenge/Response | 7 |
| 2.2 | Interoperation with PAP and CHAP | 8 |
| 2.3 | Proxy | 8 |
| 2.4 | Why UDP? | 11 |
| 2.5 | Retransmission Hints | 12 |
| 2.6 | Keep-Alives Considered Harmful | 13 |
| 3. | Packet Format | 13 |
| 4. | Packet Types | 17 |
| 4.1 | Access-Request | 17 |
| 4.2 | Access-Accept | 18 |
| 4.3 | Access-Reject | 20 |
| 4.4 | Access-Challenge | 21 |
| 5. | Attributes | 22 |
| 5.1 | User-Name | 26 |
| 5.2 | User-Password | 27 |
| 5.3 | CHAP-Password | 28 |
| 5.4 | NAS-IP-Address | 29 |
| 5.5 | NAS-Port | 30 |
| 5.6 | Service-Type | 31 |
| 5.7 | Framed-Protocol | 33 |
| 5.8 | Framed-IP-Address | 34 |
| 5.9 | Framed-IP-Netmask | 34 |
| 5.10 | Framed-Routing | 35 |
| 5.11 | Filter-Id | 36 |
| 5.12 | Framed-MTU | 37 |
| 5.13 | Framed-Compression | 37 |
| 5.14 | Login-IP-Host | 38 |
| 5.15 | Login-Service | 39 |
| 5.16 | Login-TCP-Port | 40 |
| 5.17 | (unassigned) | 41 |
| 5.18 | Reply-Message | 41 |
| 5.19 | Callback-Number | 42 |
| 5.20 | Callback-Id | 42 |
| 5.21 | (unassigned) | 43 |
| 5.22 | Framed-Route | 43 |
| 5.23 | Framed-IPX-Network | 44 |
| 5.24 | State | 45 |
| 5.25 | Class | 46 |
| 5.26 | Vendor-Specific | 47 |
| 5.27 | Session-Timeout | 48 |
| 5.28 | Idle-Timeout | 49 |
| 5.29 | Termination-Action | 49 |

| | | |
|------|--|----|
| 5.30 | Called-Station-Id | 50 |
| 5.31 | Calling-Station-Id | 51 |
| 5.32 | NAS-Identifier | 52 |
| 5.33 | Proxy-State | 53 |
| 5.34 | Login-LAT-Service | 54 |
| 5.35 | Login-LAT-Node | 55 |
| 5.36 | Login-LAT-Group | 56 |
| 5.37 | Framed-AppleTalk-Link | 57 |
| 5.38 | Framed-AppleTalk-Network | 58 |
| 5.39 | Framed-AppleTalk-Zone | 58 |
| 5.40 | CHAP-Challenge | 59 |
| 5.41 | NAS-Port-Type | 60 |
| 5.42 | Port-Limit | 61 |
| 5.43 | Login-LAT-Port | 62 |
| 5.44 | Table of Attributes | 63 |
| 6. | IANA Considerations | 64 |
| 6.1 | Definition of Terms | 64 |
| 6.2 | Recommended Registration Policies | 65 |
| 7. | Examples | 66 |
| 7.1 | User Telnet to Specified Host | 66 |
| 7.2 | Framed User Authenticating with CHAP | 67 |
| 7.3 | User with Challenge-Response card | 68 |
| 8. | Security Considerations | 71 |
| 9. | Change Log | 71 |
| 10. | References | 73 |
| 11. | Acknowledgements | 74 |
| 12. | Chair's Address | 74 |
| 13. | Authors' Addresses | 75 |
| 14. | Full Copyright Statement | 76 |

1. Introduction

This document obsoletes RFC 2138 [1]. A summary of the changes between this document and RFC 2138 is available in the "Change Log" appendix.

Managing dispersed serial line and modem pools for large numbers of users can create the need for significant administrative support. Since modem pools are by definition a link to the outside world, they require careful attention to security, authorization and accounting. This can be best achieved by managing a single "database" of users, which allows for authentication (verifying user name and password) as well as configuration information detailing the type of service to deliver to the user (for example, SLIP, PPP, telnet, rlogin).

Key features of RADIUS are:

Client/Server Model

A Network Access Server (NAS) operates as a client of RADIUS. The client is responsible for passing user information to designated RADIUS servers, and then acting on the response which is returned.

RADIUS servers are responsible for receiving user connection requests, authenticating the user, and then returning all configuration information necessary for the client to deliver service to the user.

A RADIUS server can act as a proxy client to other RADIUS servers or other kinds of authentication servers.

Network Security

Transactions between the client and RADIUS server are authenticated through the use of a shared secret, which is never sent over the network. In addition, any user passwords are sent encrypted between the client and RADIUS server, to eliminate the possibility that someone snooping on an unsecure network could determine a user's password.

Flexible Authentication Mechanisms

The RADIUS server can support a variety of methods to authenticate a user. When it is provided with the user name and original password given by the user, it can support PPP PAP or CHAP, UNIX login, and other authentication mechanisms.

Extensible Protocol

All transactions are comprised of variable length Attribute-Length-Value 3-tuples. New attribute values can be added without disturbing existing implementations of the protocol.

1.1. Specification of Requirements

The key words "MUST", "MUST NOT", "REQUIRED", "SHALL", "SHALL NOT", "SHOULD", "SHOULD NOT", "RECOMMENDED", "MAY", and "OPTIONAL" in this document are to be interpreted as described in BCP 14 [2]. These key words mean the same thing whether capitalized or not.

An implementation is not compliant if it fails to satisfy one or more of the must or must not requirements for the protocols it implements. An implementation that satisfies all the must, must not, should and

should not requirements for its protocols is said to be "unconditionally compliant"; one that satisfies all the must and must not requirements but not all the should or should not requirements for its protocols is said to be "conditionally compliant".

A NAS that does not implement a given service MUST NOT implement the RADIUS attributes for that service. For example, a NAS that is unable to offer ARAP service MUST NOT implement the RADIUS attributes for ARAP. A NAS MUST treat a RADIUS access-accept authorizing an unavailable service as an access-reject instead.

1.2. Terminology

This document frequently uses the following terms:

service The NAS provides a service to the dial-in user, such as PPP or Telnet.

session Each service provided by the NAS to a dial-in user constitutes a session, with the beginning of the session defined as the point where service is first provided and the end of the session defined as the point where service is ended. A user may have multiple sessions in parallel or series if the NAS supports that.

silently discard

This means the implementation discards the packet without further processing. The implementation SHOULD provide the capability of logging the error, including the contents of the silently discarded packet, and SHOULD record the event in a statistics counter.

2. Operation

When a client is configured to use RADIUS, any user of the client presents authentication information to the client. This might be with a customizable login prompt, where the user is expected to enter their username and password. Alternatively, the user might use a link framing protocol such as the Point-to-Point Protocol (PPP), which has authentication packets which carry this information.

Once the client has obtained such information, it may choose to authenticate using RADIUS. To do so, the client creates an "Access-Request" containing such Attributes as the user's name, the user's password, the ID of the client and the Port ID which the user is accessing. When a password is present, it is hidden using a method based on the RSA Message Digest Algorithm MD5 [3].

The Access-Request is submitted to the RADIUS server via the network. If no response is returned within a length of time, the request is re-sent a number of times. The client can also forward requests to an alternate server or servers in the event that the primary server is down or unreachable. An alternate server can be used either after a number of tries to the primary server fail, or in a round-robin fashion. Retry and fallback algorithms are the topic of current research and are not specified in detail in this document.

Once the RADIUS server receives the request, it validates the sending client. A request from a client for which the RADIUS server does not have a shared secret MUST be silently discarded. If the client is valid, the RADIUS server consults a database of users to find the user whose name matches the request. The user entry in the database contains a list of requirements which must be met to allow access for the user. This always includes verification of the password, but can also specify the client(s) or port(s) to which the user is allowed access.

The RADIUS server MAY make requests of other servers in order to satisfy the request, in which case it acts as a client.

If any Proxy-State attributes were present in the Access-Request, they MUST be copied unmodified and in order into the response packet. Other Attributes can be placed before, after, or even between the Proxy-State attributes.

If any condition is not met, the RADIUS server sends an "Access-Reject" response indicating that this user request is invalid. If desired, the server MAY include a text message in the Access-Reject which MAY be displayed by the client to the user. No other Attributes (except Proxy-State) are permitted in an Access-Reject.

If all conditions are met and the RADIUS server wishes to issue a challenge to which the user must respond, the RADIUS server sends an "Access-Challenge" response. It MAY include a text message to be displayed by the client to the user prompting for a response to the challenge, and MAY include a State attribute.

If the client receives an Access-Challenge and supports challenge/response it MAY display the text message, if any, to the user, and then prompt the user for a response. The client then re-submits its original Access-Request with a new request ID, with the User-Password Attribute replaced by the response (encrypted), and including the State Attribute from the Access-Challenge, if any. Only 0 or 1 instances of the State Attribute SHOULD be

present in a request. The server can respond to this new Access-Request with either an Access-Accept, an Access-Reject, or another Access-Challenge.

If all conditions are met, the list of configuration values for the user are placed into an "Access-Accept" response. These values include the type of service (for example: SLIP, PPP, Login User) and all necessary values to deliver the desired service. For SLIP and PPP, this may include values such as IP address, subnet mask, MTU, desired compression, and desired packet filter identifiers. For character mode users, this may include values such as desired protocol and host.

2.1. Challenge/Response

In challenge/response authentication, the user is given an unpredictable number and challenged to encrypt it and give back the result. Authorized users are equipped with special devices such as smart cards or software that facilitate calculation of the correct response with ease. Unauthorized users, lacking the appropriate device or software and lacking knowledge of the secret key necessary to emulate such a device or software, can only guess at the response.

The Access-Challenge packet typically contains a Reply-Message including a challenge to be displayed to the user, such as a numeric value unlikely ever to be repeated. Typically this is obtained from an external server that knows what type of authenticator is in the possession of the authorized user and can therefore choose a random or non-repeating pseudorandom number of an appropriate radix and length.

The user then enters the challenge into his device (or software) and it calculates a response, which the user enters into the client which forwards it to the RADIUS server via a second Access-Request. If the response matches the expected response the RADIUS server replies with an Access-Accept, otherwise an Access-Reject.

Example: The NAS sends an Access-Request packet to the RADIUS Server with NAS-Identifier, NAS-Port, User-Name, User-Password (which may just be a fixed string like "challenge" or ignored). The server sends back an Access-Challenge packet with State and a Reply-Message along the lines of "Challenge 12345678, enter your response at the prompt" which the NAS displays. The NAS prompts for the response and sends a NEW Access-Request to the server (with a new ID) with NAS-Identifier, NAS-Port, User-Name, User-Password (the response just entered by the user, encrypted), and the same State Attribute that

came with the Access-Challenge. The server then sends back either an Access-Accept or Access-Reject based on whether the response matches the required value, or it can even send another Access-Challenge.

2.2. Interoperation with PAP and CHAP

For PAP, the NAS takes the PAP ID and password and sends them in an Access-Request packet as the User-Name and User-Password. The NAS MAY include the Attributes Service-Type = Framed-User and Framed-Protocol = PPP as a hint to the RADIUS server that PPP service is expected.

For CHAP, the NAS generates a random challenge (preferably 16 octets) and sends it to the user, who returns a CHAP response along with a CHAP ID and CHAP username. The NAS then sends an Access-Request packet to the RADIUS server with the CHAP username as the User-Name and with the CHAP ID and CHAP response as the CHAP-Password (Attribute 3). The random challenge can either be included in the CHAP-Challenge attribute or, if it is 16 octets long, it can be placed in the Request Authenticator field of the Access-Request packet. The NAS MAY include the Attributes Service-Type = Framed-User and Framed-Protocol = PPP as a hint to the RADIUS server that PPP service is expected.

The RADIUS server looks up a password based on the User-Name, encrypts the challenge using MD5 on the CHAP ID octet, that password, and the CHAP challenge (from the CHAP-Challenge attribute if present, otherwise from the Request Authenticator), and compares that result to the CHAP-Password. If they match, the server sends back an Access-Accept, otherwise it sends back an Access-Reject.

If the RADIUS server is unable to perform the requested authentication it MUST return an Access-Reject. For example, CHAP requires that the user's password be available in cleartext to the server so that it can encrypt the CHAP challenge and compare that to the CHAP response. If the password is not available in cleartext to the RADIUS server then the server MUST send an Access-Reject to the client.

2.3. Proxy

With proxy RADIUS, one RADIUS server receives an authentication (or accounting) request from a RADIUS client (such as a NAS), forwards the request to a remote RADIUS server, receives the reply from the remote server, and sends that reply to the client, possibly with changes to reflect local administrative policy. A common use for proxy RADIUS is roaming. Roaming permits two or more administrative entities to allow each other's users to dial in to either entity's network for service.

The NAS sends its RADIUS access-request to the "forwarding server" which forwards it to the "remote server". The remote server sends a response (Access-Accept, Access-Reject, or Access-Challenge) back to the forwarding server, which sends it back to the NAS. The User-Name attribute MAY contain a Network Access Identifier [8] for RADIUS Proxy operations. The choice of which server receives the forwarded request SHOULD be based on the authentication "realm". The authentication realm MAY be the realm part of a Network Access Identifier (a "named realm"). Alternatively, the choice of which server receives the forwarded request MAY be based on whatever other criteria the forwarding server is configured to use, such as Called-Station-Id (a "numbered realm").

A RADIUS server can function as both a forwarding server and a remote server, serving as a forwarding server for some realms and a remote server for other realms. One forwarding server can act as a forwarder for any number of remote servers. A remote server can have any number of servers forwarding to it and can provide authentication for any number of realms. One forwarding server can forward to another forwarding server to create a chain of proxies, although care must be taken to avoid introducing loops.

The following scenario illustrates a proxy RADIUS communication between a NAS and the forwarding and remote RADIUS servers:

1. A NAS sends its access-request to the forwarding server.
2. The forwarding server forwards the access-request to the remote server.
3. The remote server sends an access-accept, access-reject or access-challenge back to the forwarding server. For this example, an access-accept is sent.
4. The forwarding server sends the access-accept to the NAS.

The forwarding server MUST treat any Proxy-State attributes already in the packet as opaque data. Its operation MUST NOT depend on the content of Proxy-State attributes added by previous servers.

If there are any Proxy-State attributes in the request received from the client, the forwarding server MUST include those Proxy-State attributes in its reply to the client. The forwarding server MAY include the Proxy-State attributes in the access-request when it forwards the request, or MAY omit them in the forwarded request. If the forwarding server omits the Proxy-State attributes in the forwarded access-request, it MUST attach them to the response before sending it to the client.

We now examine each step in more detail.

1. A NAS sends its access-request to the forwarding server. The forwarding server decrypts the User-Password, if present, using the shared secret it knows for the NAS. If a CHAP-Password attribute is present in the packet and no CHAP-Challenge attribute is present, the forwarding server MUST leave the Request-Authenticator untouched or copy it to a CHAP-Challenge attribute.

'' The forwarding server MAY add one Proxy-State attribute to the packet. (It MUST NOT add more than one.) If it adds a Proxy-State, the Proxy-State MUST appear after any other Proxy-States in the packet. The forwarding server MUST NOT modify any other Proxy-States that were in the packet (it may choose not to forward them, but it MUST NOT change their contents). The forwarding server MUST NOT change the order of any attributes of the same type, including Proxy-State.
2. The forwarding server encrypts the User-Password, if present, using the secret it shares with the remote server, sets the Identifier as needed, and forwards the access-request to the remote server.
3. The remote server (if the final destination) verifies the user using User-Password, CHAP-Password, or such method as future extensions may dictate, and returns an access-accept, access-reject or access-challenge back to the forwarding server. For this example, an access-accept is sent. The remote server MUST copy all Proxy-State attributes (and only the Proxy-State attributes) in order from the access-request to the response packet, without modifying them.
4. The forwarding server verifies the Response Authenticator using the secret it shares with the remote server, and silently discards the packet if it fails verification. If the packet passes verification, the forwarding server removes the last Proxy-State (if it attached one), signs the Response Authenticator using the secret it shares with the NAS, restores the Identifier to match the one in the original request by the NAS, and sends the access-accept to the NAS.

A forwarding server MAY need to modify attributes to enforce local policy. Such policy is outside the scope of this document, with the following restrictions. A forwarding server MUST not modify existing Proxy-State, State, or Class attributes present in the packet.

Implementers of forwarding servers should consider carefully which values it is willing to accept for Service-Type. Careful consideration must be given to the effects of passing along Service-Types of NAS-Prompt or Administrative in a proxied Access-Accept, and implementers may wish to provide mechanisms to block those or other service types, or other attributes. Such mechanisms are outside the scope of this document.

2.4. Why UDP?

A frequently asked question is why RADIUS uses UDP instead of TCP as a transport protocol. UDP was chosen for strictly technical reasons.

There are a number of issues which must be understood. RADIUS is a transaction based protocol which has several interesting characteristics:

1. If the request to a primary Authentication server fails, a secondary server must be queried.

To meet this requirement, a copy of the request must be kept above the transport layer to allow for alternate transmission. This means that retransmission timers are still required.

2. The timing requirements of this particular protocol are significantly different than TCP provides.

At one extreme, RADIUS does not require a "responsive" detection of lost data. The user is willing to wait several seconds for the authentication to complete. The generally aggressive TCP retransmission (based on average round trip time) is not required, nor is the acknowledgement overhead of TCP.

At the other extreme, the user is not willing to wait several minutes for authentication. Therefore the reliable delivery of TCP data two minutes later is not useful. The faster use of an alternate server allows the user to gain access before giving up.

3. The stateless nature of this protocol simplifies the use of UDP.

Clients and servers come and go. Systems are rebooted, or are power cycled independently. Generally this does not cause a problem and with creative timeouts and detection of lost TCP connections, code can be written to handle anomalous events. UDP however completely eliminates any of this special handling. Each client and server can open their UDP transport just once and leave it open through all types of failure events on the network.

4. UDP simplifies the server implementation.

In the earliest implementations of RADIUS, the server was single threaded. This means that a single request was received, processed, and returned. This was found to be unmanageable in environments where the back-end security mechanism took real time (1 or more seconds). The server request queue would fill and in environments where hundreds of people were being authenticated every minute, the request turn-around time increased to longer than users were willing to wait (this was especially severe when a specific lookup in a database or over DNS took 30 or more seconds). The obvious solution was to make the server multi-threaded. Achieving this was simple with UDP. Separate processes were spawned to serve each request and these processes could respond directly to the client NAS with a simple UDP packet to the original transport of the client.

It's not all a panacea. As noted, using UDP requires one thing which is built into TCP: with UDP we must artificially manage retransmission timers to the same server, although they don't require the same attention to timing provided by TCP. This one penalty is a small price to pay for the advantages of UDP in this protocol.

Without TCP we would still probably be using tin cans connected by string. But for this particular protocol, UDP is a better choice.

2.5. Retransmission Hints

If the RADIUS server and alternate RADIUS server share the same shared secret, it is OK to retransmit the packet to the alternate RADIUS server with the same ID and Request Authenticator, because the content of the attributes haven't changed. If you want to use a new Request Authenticator when sending to the alternate server, you may.

If you change the contents of the User-Password attribute (or any other attribute), you need a new Request Authenticator and therefore a new ID.

If the NAS is retransmitting a RADIUS request to the same server as before, and the attributes haven't changed, you MUST use the same Request Authenticator, ID, and source port. If any attributes have changed, you MUST use a new Request Authenticator and ID.

A NAS MAY use the same ID across all servers, or MAY keep track of IDs separately for each server, it is up to the implementer. If a NAS needs more than 256 IDs for outstanding requests, it MAY use

additional source ports to send requests from, and keep track of IDs for each source port. This allows up to 16 million or so outstanding requests at one time to a single server.

2.6. Keep-Alives Considered Harmful

Some implementers have adopted the practice of sending test RADIUS requests to see if a server is alive. This practice is strongly discouraged, since it adds to load and harms scalability without providing any additional useful information. Since a RADIUS request is contained in a single datagram, in the time it would take you to send a ping you could just send the RADIUS request, and getting a reply tells you that the RADIUS server is up. If you do not have a RADIUS request to send, it does not matter if the server is up or not, because you are not using it.

If you want to monitor your RADIUS server, use SNMP. That's what SNMP is for.


3. Packet Format

Exactly one RADIUS packet is encapsulated in the UDP Data field [4], where the UDP Destination Port field indicates 1812 (decimal).

When a reply is generated, the source and destination ports are reversed.

This memo documents the RADIUS protocol. The early deployment of RADIUS was done using UDP port number 1645, which conflicts with the "datametrics" service. The officially assigned port number for RADIUS is 1812.

A summary of the RADIUS data format is shown below. The fields are transmitted from left to right.



Code

The Code field is one octet, and identifies the type of RADIUS packet. When a packet is received with an invalid Code field, it is silently discarded.

RADIUS Codes (decimal) are assigned as follows:

| | |
|-----|------------------------------|
| 1 | Access-Request |
| 2 | Access-Accept |
| 3 | Access-Reject |
| 4 | Accounting-Request |
| 5 | Accounting-Response |
| 11 | Access-Challenge |
| 12 | Status-Server (experimental) |
| 13 | Status-Client (experimental) |
| 255 | Reserved |

Codes 4 and 5 are covered in the RADIUS Accounting document [5]. Codes 12 and 13 are reserved for possible use, but are not further mentioned here.

Identifier

The Identifier field is one octet, and aids in matching requests and replies. The RADIUS server can detect a duplicate request if it has the same client source IP address and source UDP port and Identifier within a short span of time.

Length

The Length field is two octets. It indicates the length of the packet including the Code, Identifier, Length, Authenticator and Attribute fields. Octets outside the range of the Length field MUST be treated as padding and ignored on reception. If the packet is shorter than the Length field indicates, it MUST be silently discarded. The minimum length is 20 and maximum length is 4096.

Authenticator

The Authenticator field is sixteen (16) octets. The most significant octet is transmitted first. This value is used to authenticate the reply from the RADIUS server, and is used in the password hiding algorithm.

Request Authenticator

In Access-Request Packets, the Authenticator value is a 16 octet random number, called the Request Authenticator. The value SHOULD be unpredictable and unique over the lifetime of a secret (the password shared between the client and the RADIUS server), since repetition of a request value in conjunction with the same secret would permit an attacker to reply with a previously intercepted response. Since it is expected that the same secret MAY be used to authenticate with servers in disparate geographic regions, the Request Authenticator field SHOULD exhibit global and temporal uniqueness.

The Request Authenticator value in an Access-Request packet SHOULD also be unpredictable, lest an attacker trick a server into responding to a predicted future request, and then use the response to masquerade as that server to a future Access-Request.

Although protocols such as RADIUS are incapable of protecting against theft of an authenticated session via realtime active wiretapping attacks, generation of unique unpredictable requests can protect against a wide range of active attacks against authentication.

The NAS and RADIUS server share a secret. That shared secret followed by the Request Authenticator is put through a one-way MD5 hash to create a 16 octet digest value which is xored with the password entered by the user, and the xored result placed

in the User-Password attribute in the Access-Request packet. See the entry for User-Password in the section on Attributes for a more detailed description.

Response Authenticator

The value of the Authenticator field in Access-Accept, Access-Reject, and Access-Challenge packets is called the Response Authenticator, and contains a one-way MD5 hash calculated over a stream of octets consisting of: the RADIUS packet, beginning with the Code field, including the Identifier, the Length, the Request Authenticator field from the Access-Request packet, and the response Attributes, followed by the shared secret. That is, $\text{ResponseAuth} = \text{MD5}(\text{Code} + \text{ID} + \text{Length} + \text{RequestAuth} + \text{Attributes} + \text{Secret})$ where + denotes concatenation.

Administrative Note

The secret (password shared between the client and the RADIUS server) SHOULD be at least as large and unguessable as a well-chosen password. It is preferred that the secret be at least 16 octets. This is to ensure a sufficiently large range for the secret to provide protection against exhaustive search attacks. The secret MUST NOT be empty (length 0) since this would allow packets to be trivially forged.

A RADIUS server MUST use the source IP address of the RADIUS UDP packet to decide which shared secret to use, so that RADIUS requests can be proxied.

When using a forwarding proxy, the proxy must be able to alter the packet as it passes through in each direction - when the proxy forwards the request, the proxy MAY add a Proxy-State Attribute, and when the proxy forwards a response, it MUST remove its Proxy-State Attribute if it added one. Proxy-State is always added or removed after any other Proxy-States, but no other assumptions regarding its location within the list of attributes can be made. Since Access-Accept and Access-Reject replies are authenticated on the entire packet contents, the stripping of the Proxy-State attribute invalidates the signature in the packet - so the proxy has to re-sign it.

Further details of RADIUS proxy implementation are outside the scope of this document.

4. Packet Types

The RADIUS Packet type is determined by the Code field in the first octet of the Packet.

4.1. Access-Request

Description

Access-Request packets are sent to a RADIUS server, and convey information used to determine whether a user is allowed access to a specific NAS, and any special services requested for that user. An implementation wishing to authenticate a user **MUST** transmit a RADIUS packet with the Code field set to 1 (Access-Request).

Upon receipt of an Access-Request from a valid client, an appropriate reply **MUST** be transmitted.

An Access-Request **SHOULD** contain a User-Name attribute. It **MUST** contain either a NAS-IP-Address attribute or a NAS-Identifier attribute (or both).

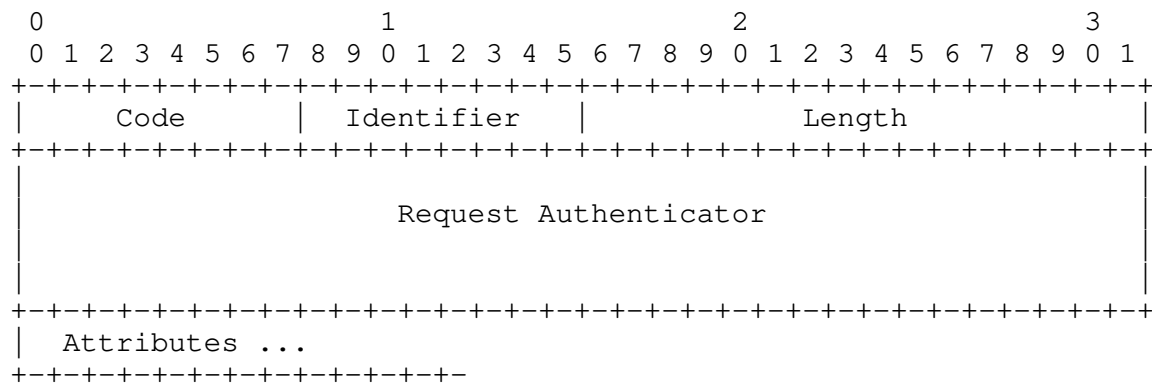
An Access-Request **MUST** contain either a User-Password or a CHAP-Password or a State. An Access-Request **MUST NOT** contain both a User-Password and a CHAP-Password. If future extensions allow other kinds of authentication information to be conveyed, the attribute for that can be used in an Access-Request instead of User-Password or CHAP-Password.

An Access-Request **SHOULD** contain a NAS-Port or NAS-Port-Type attribute or both unless the type of access being requested does not involve a port or the NAS does not distinguish among its ports.

An Access-Request **MAY** contain additional attributes as a hint to the server, but the server is not required to honor the hint.

When a User-Password is present, it is hidden using a method based on the RSA Message Digest Algorithm MD5 [3].

A summary of the Access-Request packet format is shown below. The fields are transmitted from left to right.



Code

1 for Access-Request.

Identifier

The Identifier field **MUST** be changed whenever the content of the Attributes field changes, and whenever a valid reply has been received for a previous request. For retransmissions, the Identifier **MUST** remain unchanged.

Request Authenticator

The Request Authenticator value **MUST** be changed each time a new Identifier is used.

Attributes

The Attribute field is variable in length, and contains the list of Attributes that are required for the type of service, as well as any desired optional Attributes.


4.2. Access-Accept

Description

Access-Accept packets are sent by the RADIUS server, and provide specific configuration information necessary to begin delivery of service to the user. If all Attribute values received in an Access-Request are acceptable then the RADIUS implementation **MUST** transmit a packet with the Code field set to 2 (Access-Accept).

On reception of an Access-Accept, the Identifier field is matched with a pending Access-Request. The Response Authenticator field MUST contain the correct response for the pending Access-Request. Invalid packets are silently discarded.

A summary of the Access-Accept packet format is shown below. The fields are transmitted from left to right.



Code

2 for Access-Accept.

Identifier

The Identifier field is a copy of the Identifier field of the Access-Request which caused this Access-Accept.

Response Authenticator

The Response Authenticator value is calculated from the Access-Request value, as described earlier.

Attributes


The Attribute field is variable in length, and contains a list of zero or more Attributes.

4.3. Access-Reject

Description

If any value of the received Attributes is not acceptable, then the RADIUS server MUST transmit a packet with the Code field set to 3 (Access-Reject). It MAY include one or more Reply-Message Attributes with a text message which the NAS MAY display to the user.

A summary of the Access-Reject packet format is shown below. The fields are transmitted from left to right.



Code

3 for Access-Reject.

Identifier

The Identifier field is a copy of the Identifier field of the Access-Request which caused this Access-Reject.

Response Authenticator

The Response Authenticator value is calculated from the Access-Request value, as described earlier.

Attributes

The Attribute field is variable in length, and contains a list of zero or more Attributes.

4.4. Access-Challenge

Description

If the RADIUS server desires to send the user a challenge requiring a response, then the RADIUS server MUST respond to the Access-Request by transmitting a packet with the Code field set to 11 (Access-Challenge).

The Attributes field MAY have one or more Reply-Message Attributes, and MAY have a single State Attribute, or none. Vendor-Specific, Idle-Timeout, Session-Timeout and Proxy-State attributes MAY also be included. No other Attributes defined in this document are permitted in an Access-Challenge.


On receipt of an Access-Challenge, the Identifier field is matched with a pending Access-Request. Additionally, the Response Authenticator field MUST contain the correct response for the pending Access-Request. Invalid packets are silently discarded.

If the NAS does not support challenge/response, it MUST treat an Access-Challenge as though it had received an Access-Reject instead.

If the NAS supports challenge/response, receipt of a valid Access-Challenge indicates that a new Access-Request SHOULD be sent. The NAS MAY display the text message, if any, to the user, and then prompt the user for a response. It then sends its original Access-Request with a new request ID and Request Authenticator, with the User-Password Attribute replaced by the user's response (encrypted), and including the State Attribute from the Access-Challenge, if any. Only 0 or 1 instances of the State Attribute can be present in an Access-Request.

A NAS which supports PAP MAY forward the Reply-Message to the dialing client and accept a PAP response which it can use as though the user had entered the response. If the NAS cannot do so, it MUST treat the Access-Challenge as though it had received an Access-Reject instead.

A summary of the Access-Challenge packet format is shown below. The fields are transmitted from left to right.



Code

11 for Access-Challenge.

Identifier

The Identifier field is a copy of the Identifier field of the Access-Request which caused this Access-Challenge.

Response Authenticator

The Response Authenticator value is calculated from the Access-Request value, as described earlier.

Attributes

The Attributes field is variable in length, and contains a list of zero or more Attributes.

5. Attributes

RADIUS Attributes carry the specific authentication, authorization, information and configuration details for the request and reply.

The end of the list of Attributes is indicated by the Length of the RADIUS packet.

Some Attributes MAY be included more than once. The effect of this is Attribute specific, and is specified in each Attribute description. A summary table is provided at the end of the "Attributes" section.

If multiple Attributes with the same Type are present, the order of Attributes with the same Type MUST be preserved by any proxies. The order of Attributes of different Types is not required to be preserved. A RADIUS server or client MUST NOT have any dependencies on the order of attributes of different types. A RADIUS server or client MUST NOT require attributes of the same type to be contiguous.

Where an Attribute's description limits which kinds of packet it can be contained in, this applies only to the packet types defined in this document, namely Access-Request, Access-Accept, Access-Reject and Access-Challenge (Codes 1, 2, 3, and 11). Other documents defining other packet types may also use Attributes described here. To determine which Attributes are allowed in Accounting-Request and Accounting-Response packets (Codes 4 and 5) refer to the RADIUS Accounting document [5].

Likewise where packet types defined here state that only certain Attributes are permissible in them, future memos defining new Attributes should indicate which packet types the new Attributes may be present in.

A summary of the Attribute format is shown below. The fields are transmitted from left to right.

```

      0                               1                               2
      0 1 2 3 4 5 6 7 8 9 0 1 2 3 4 5 6 7 8 9 0
+---+---+---+---+---+---+---+---+---+---+---+---+---+---+---+---+
|      Type      |      Length      |      Value ...
+---+---+---+---+---+---+---+---+---+---+---+---+---+---+---+---+

```

Type

The Type field is one octet. Up-to-date values of the RADIUS Type field are specified in the most recent "Assigned Numbers" RFC [6]. Values 192-223 are reserved for experimental use, values 224-240 are reserved for implementation-specific use, and values 241-255 are reserved and should not be used.

A RADIUS server MAY ignore Attributes with an unknown Type.

A RADIUS client MAY ignore Attributes with an unknown Type.

This specification concerns the following values:

| | |
|-------|---------------------------|
| 1 | User-Name |
| 2 | User-Password |
| 3 | CHAP-Password |
| 4 | NAS-IP-Address |
| 5 | NAS-Port |
| 6 | Service-Type |
| 7 | Framed-Protocol |
| 8 | Framed-IP-Address |
| 9 | Framed-IP-Netmask |
| 10 | Framed-Routing |
| 11 | Filter-Id |
| 12 | Framed-MTU |
| 13 | Framed-Compression |
| 14 | Login-IP-Host |
| 15 | Login-Service |
| 16 | Login-TCP-Port |
| 17 | (unassigned) |
| 18 | Reply-Message |
| 19 | Callback-Number |
| 20 | Callback-Id |
| 21 | (unassigned) |
| 22 | Framed-Route |
| 23 | Framed-IPX-Network |
| 24 | State |
| 25 | Class |
| 26 | Vendor-Specific |
| 27 | Session-Timeout |
| 28 | Idle-Timeout |
| 29 | Termination-Action |
| 30 | Called-Station-Id |
| 31 | Calling-Station-Id |
| 32 | NAS-Identifier |
| 33 | Proxy-State |
| 34 | Login-LAT-Service |
| 35 | Login-LAT-Node |
| 36 | Login-LAT-Group |
| 37 | Framed-AppleTalk-Link |
| 38 | Framed-AppleTalk-Network |
| 39 | Framed-AppleTalk-Zone |
| 40-59 | (reserved for accounting) |
| 60 | CHAP-Challenge |
| 61 | NAS-Port-Type |
| 62 | Port-Limit |
| 63 | Login-LAT-Port |

Length

The Length field is one octet, and indicates the length of this Attribute including the Type, Length and Value fields. If an Attribute is received in an Access-Request but with an invalid Length, an Access-Reject SHOULD be transmitted. If an Attribute is received in an Access-Accept, Access-Reject or Access-Challenge packet with an invalid length, the packet MUST either be treated as an Access-Reject or else silently discarded.

Value

The Value field is zero or more octets and contains information specific to the Attribute. The format and length of the Value field is determined by the Type and Length fields.

Note that none of the types in RADIUS terminate with a NUL (hex 00). In particular, types "text" and "string" in RADIUS do not terminate with a NUL (hex 00). The Attribute has a length field and does not use a terminator. Text contains UTF-8 encoded 10646 [7] characters and String contains 8-bit binary data. Servers and servers and clients MUST be able to deal with embedded nulls. RADIUS implementers using C are cautioned not to use strcpy() when handling strings.

The format of the value field is one of five data types. Note that type "text" is a subset of type "string".

- | | |
|---------|---|
| text | 1-253 octets containing UTF-8 encoded 10646 [7] characters. Text of length zero (0) MUST NOT be sent; omit the entire attribute instead. |
| string | 1-253 octets containing binary data (values 0 through 255 decimal, inclusive). Strings of length zero (0) MUST NOT be sent; omit the entire attribute instead. |
| address | 32 bit value, most significant octet first. |
| integer | 32 bit unsigned value, most significant octet first. |
| time | 32 bit unsigned value, most significant octet first -- seconds since 00:00:00 UTC, January 1, 1970. The standard Attributes do not use this data type but it is presented here for possible use in future attributes. |

5.1. User-Name

Description

This Attribute indicates the name of the user to be authenticated. It MUST be sent in Access-Request packets if available.

It MAY be sent in an Access-Accept packet, in which case the client SHOULD use the name returned in the Access-Accept packet in all Accounting-Request packets for this session. If the Access-Accept includes Service-Type = Rlogin and the User-Name attribute, a NAS MAY use the returned User-Name when performing the Rlogin function.

A summary of the User-Name Attribute format is shown below. The fields are transmitted from left to right.

```

      0                               1                               2
      0 1 2 3 4 5 6 7 8 9 0 1 2 3 4 5 6 7 8 9 0 1
+---+---+---+---+---+---+---+---+---+---+---+---+---+---+---+---+
|      Type      |      Length      |      String ...
+---+---+---+---+---+---+---+---+---+---+---+---+---+---+---+---+

```

Type

1 for User-Name.

Length

>= 3

String

The String field is one or more octets. The NAS may limit the maximum length of the User-Name but the ability to handle at least 63 octets is recommended.

The format of the username MAY be one of several forms:

text Consisting only of UTF-8 encoded 10646 [7] characters.

network access identifier
 A Network Access Identifier as described in RFC 2486 [8].

distinguished name
 A name in ASN.1 form used in Public Key authentication systems.

5.2. User-Password

Description

This Attribute indicates the password of the user to be authenticated, or the user's input following an Access-Challenge. It is only used in Access-Request packets.

On transmission, the password is hidden. The password is first padded at the end with nulls to a multiple of 16 octets. A one-way MD5 hash is calculated over a stream of octets consisting of the shared secret followed by the Request Authenticator. This value is XORed with the first 16 octet segment of the password and placed in the first 16 octets of the String field of the User-Password Attribute.

If the password is longer than 16 characters, a second one-way MD5 hash is calculated over a stream of octets consisting of the shared secret followed by the result of the first xor. That hash is XORed with the second 16 octet segment of the password and placed in the second 16 octets of the String field of the User-Password Attribute.

If necessary, this operation is repeated, with each xor result being used along with the shared secret to generate the next hash to xor the next segment of the password, to no more than 128 characters.

The method is taken from the book "Network Security" by Kaufman, Perlman and Speciner [9] pages 109-110. A more precise explanation of the method follows:

Call the shared secret S and the pseudo-random 128-bit Request Authenticator RA . Break the password into 16-octet chunks p_1, p_2 , etc. with the last one padded at the end with nulls to a 16-octet boundary. Call the ciphertext blocks $c(1), c(2)$, etc. We'll need intermediate values b_1, b_2 , etc.

| | |
|--------------------------------|-------------------------------|
| $b_1 = \text{MD5}(S + RA)$ | $c(1) = p_1 \text{ xor } b_1$ |
| $b_2 = \text{MD5}(S + c(1))$ | $c(2) = p_2 \text{ xor } b_2$ |
| . | . |
| . | . |
| . | . |
| $b_i = \text{MD5}(S + c(i-1))$ | $c(i) = p_i \text{ xor } b_i$ |

The String will contain $c(1)+c(2)+\dots+c(i)$ where $+$ denotes concatenation.

On receipt, the process is reversed to yield the original password.

A summary of the User-Password Attribute format is shown below. The fields are transmitted from left to right.

```

      0                               1                               2
      0 1 2 3 4 5 6 7 8 9 0 1 2 3 4 5 6 7 8 9 0 1
+---+---+---+---+---+---+---+---+---+---+---+---+---+---+---+---+
|      Type      |      Length      |      String ...
+---+---+---+---+---+---+---+---+---+---+---+---+---+---+---+---+

```

Type

2 for User-Password.

Length

At least 18 and no larger than 130.

String

The String field is between 16 and 128 octets long, inclusive.

5.3. CHAP-Password

Description

This Attribute indicates the response value provided by a PPP Challenge-Handshake Authentication Protocol (CHAP) user in response to the challenge. It is only used in Access-Request packets.

The CHAP challenge value is found in the CHAP-Challenge Attribute (60) if present in the packet, otherwise in the Request Authenticator field.

A summary of the CHAP-Password Attribute format is shown below. The fields are transmitted from left to right.

```

      0                               1                               2
      0 1 2 3 4 5 6 7 8 9 0 1 2 3 4 5 6 7 8 9 0 1 2 3 4 5 6 7 8 9
+---+---+---+---+---+---+---+---+---+---+---+---+---+---+---+---+
|      Type      |      Length      |  CHAP Ident  |      String ...
+---+---+---+---+---+---+---+---+---+---+---+---+---+---+---+---+

```

Type

3 for CHAP-Password.

Length

19

CHAP Ident

This field is one octet, and contains the CHAP Identifier from the user's CHAP Response.

String

The String field is 16 octets, and contains the CHAP Response from the user.

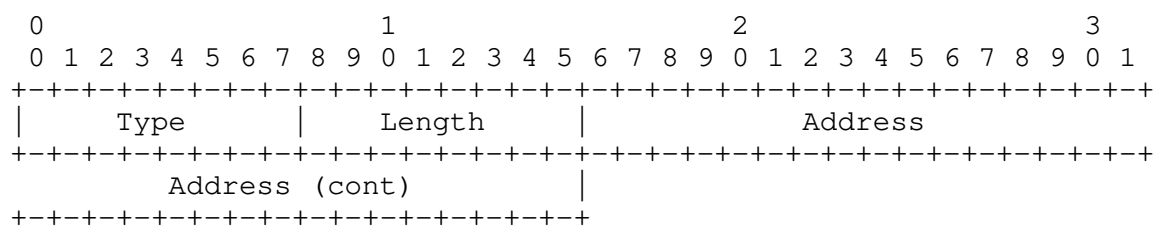
5.4. NAS-IP-Address

Description

This Attribute indicates the identifying IP Address of the NAS which is requesting authentication of the user, and SHOULD be unique to the NAS within the scope of the RADIUS server. NAS-IP-Address is only used in Access-Request packets. Either NAS-IP-Address or NAS-Identifier MUST be present in an Access-Request packet.

Note that NAS-IP-Address MUST NOT be used to select the shared secret used to authenticate the request. The source IP address of the Access-Request packet MUST be used to select the shared secret.

A summary of the NAS-IP-Address Attribute format is shown below. The fields are transmitted from left to right.



Type

4 for NAS-IP-Address.

Length

6

Address

The Address field is four octets.

5.5. NAS-Port

Description

This Attribute indicates the physical port number of the NAS which is authenticating the user. It is only used in Access-Request packets. Note that this is using "port" in its sense of a physical connection on the NAS, not in the sense of a TCP or UDP port number. Either NAS-Port or NAS-Port-Type (61) or both SHOULD be present in an Access-Request packet, if the NAS differentiates among its ports.

A summary of the NAS-Port Attribute format is shown below. The fields are transmitted from left to right.

| 0 | | | | | 1 | | | | | 2 | | | | | 3 | | | | | | |
|--------------|---|---|---|---|--------|---|---|---|---|-------|---|---|---|---|---|---|---|---|---|---|---|
| 0 | 1 | 2 | 3 | 4 | 5 | 6 | 7 | 8 | 9 | 0 | 1 | 2 | 3 | 4 | 5 | 6 | 7 | 8 | 9 | 0 | 1 |
| Type | | | | | Length | | | | | Value | | | | | | | | | | | |
| Value (cont) | | | | | | | | | | | | | | | | | | | | | |

Type

5 for NAS-Port.

Length

6

Value

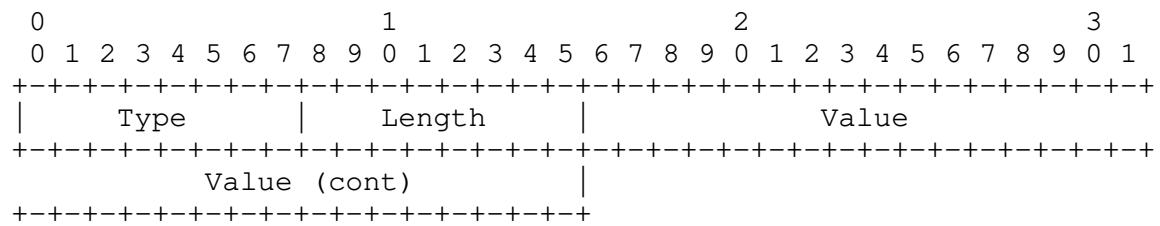
The Value field is four octets.

5.6. Service-Type

Description

This Attribute indicates the type of service the user has requested, or the type of service to be provided. It MAY be used in both Access-Request and Access-Accept packets. A NAS is not required to implement all of these service types, and MUST treat unknown or unsupported Service-Types as though an Access-Reject had been received instead.

A summary of the Service-Type Attribute format is shown below. The fields are transmitted from left to right.



Type

6 for Service-Type.

Length

6

Value

The Value field is four octets.

- | | |
|----|-------------------------|
| 1 | Login |
| 2 | Framed |
| 3 | Callback Login |
| 4 | Callback Framed |
| 5 | Outbound |
| 6 | Administrative |
| 7 | NAS Prompt |
| 8 | Authenticate Only |
| 9 | Callback NAS Prompt |
| 10 | Call Check |
| 11 | Callback Administrative |

The service types are defined as follows when used in an Access-Accept. When used in an Access-Request, they MAY be considered to be a hint to the RADIUS server that the NAS has reason to believe the user would prefer the kind of service indicated, but the server is not required to honor the hint.

| | |
|---------------------|---|
| Login | The user should be connected to a host. |
| Framed | A Framed Protocol should be started for the User, such as PPP or SLIP. |
| Callback Login | The user should be disconnected and called back, then connected to a host. |
| Callback Framed | The user should be disconnected and called back, then a Framed Protocol should be started for the User, such as PPP or SLIP. |
| Outbound | The user should be granted access to outgoing devices. |
| Administrative | The user should be granted access to the administrative interface to the NAS from which privileged commands can be executed. |
| NAS Prompt | The user should be provided a command prompt on the NAS from which non-privileged commands can be executed. |
| Authenticate Only | Only Authentication is requested, and no authorization information needs to be returned in the Access-Accept (typically used by proxy servers rather than the NAS itself). |
| Callback NAS Prompt | The user should be disconnected and called back, then provided a command prompt on the NAS from which non-privileged commands can be executed. |
| Call Check | Used by the NAS in an Access-Request packet to indicate that a call is being received and that the RADIUS server should send back an Access-Accept to answer the call, or an Access-Reject to not accept the call, typically based on the Called-Station-Id or Calling-Station-Id attributes. It is |

recommended that such Access-Requests use the value of Calling-Station-Id as the value of the User-Name.

Callback Administrative

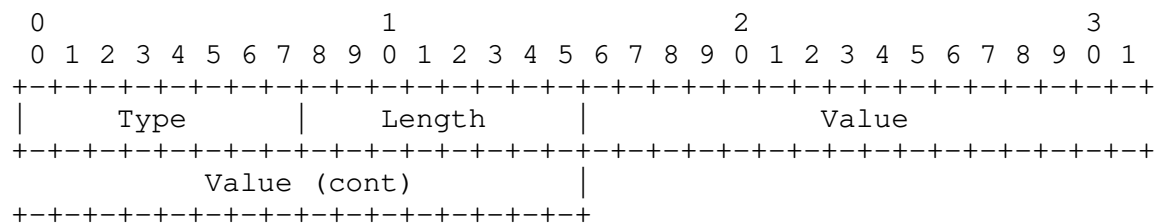
The user should be disconnected and called back, then granted access to the administrative interface to the NAS from which privileged commands can be executed.

5.7. Framed-Protocol

Description

This Attribute indicates the framing to be used for framed access. It MAY be used in both Access-Request and Access-Accept packets.

A summary of the Framed-Protocol Attribute format is shown below. The fields are transmitted from left to right.



Type

7 for Framed-Protocol.

Length

6

Value

The Value field is four octets.

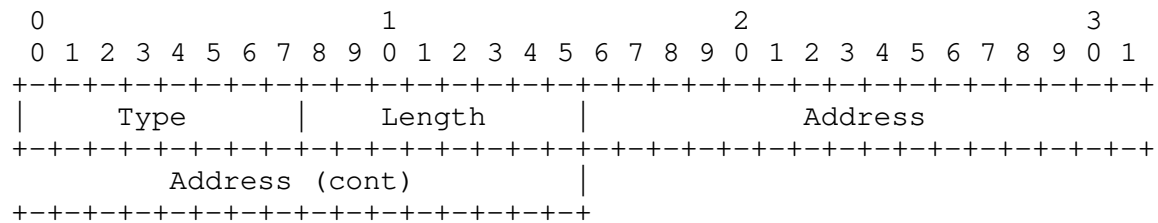
- | | |
|---|---|
| 1 | PPP |
| 2 | SLIP |
| 3 | AppleTalk Remote Access Protocol (ARAP) |
| 4 | Gandalf proprietary SingleLink/MultiLink protocol |
| 5 | Xylogics proprietary IPX/SLIP |
| 6 | X.75 Synchronous |

5.8. Framed-IP-Address

Description

This Attribute indicates the address to be configured for the user. It MAY be used in Access-Accept packets. It MAY be used in an Access-Request packet as a hint by the NAS to the server that it would prefer that address, but the server is not required to honor the hint.

A summary of the Framed-IP-Address Attribute format is shown below. The fields are transmitted from left to right.



Type

8 for Framed-IP-Address.

Length

6

Address

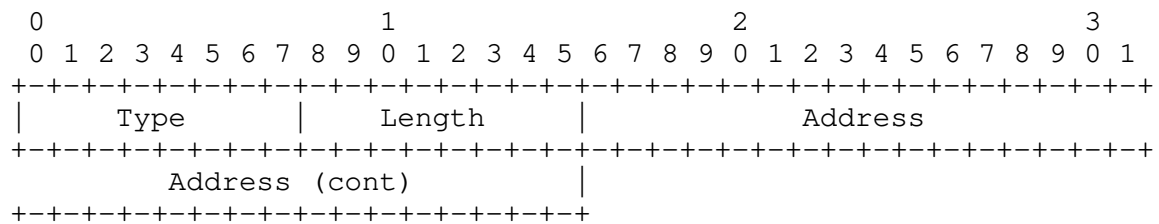
The Address field is four octets. The value 0xFFFFFFFF indicates that the NAS Should allow the user to select an address (e.g. Negotiated). The value 0xFFFFFFFFE indicates that the NAS should select an address for the user (e.g. Assigned from a pool of addresses kept by the NAS). Other valid values indicate that the NAS should use that value as the user's IP address.

5.9. Framed-IP-Netmask

Description

This Attribute indicates the IP netmask to be configured for the user when the user is a router to a network. It MAY be used in Access-Accept packets. It MAY be used in an Access-Request packet as a hint by the NAS to the server that it would prefer that netmask, but the server is not required to honor the hint.

A summary of the Framed-IP-Netmask Attribute format is shown below. The fields are transmitted from left to right.



Type

9 for Framed-IP-Netmask.

Length

6

Address

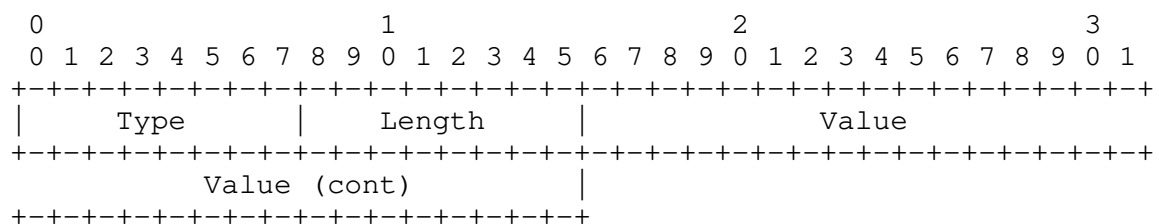
The Address field is four octets specifying the IP netmask of the user.

5.10. Framed-Routing

Description

This Attribute indicates the routing method for the user, when the user is a router to a network. It is only used in Access-Accept packets.

A summary of the Framed-Routing Attribute format is shown below. The fields are transmitted from left to right.



Type

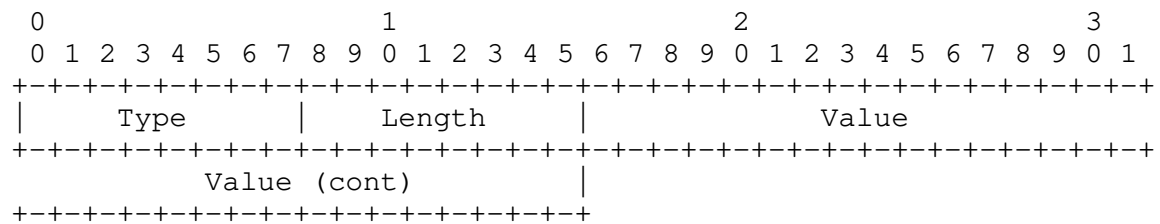
10 for Framed-Routing.

5.12. Framed-MTU

Description

This Attribute indicates the Maximum Transmission Unit to be configured for the user, when it is not negotiated by some other means (such as PPP). It MAY be used in Access-Accept packets. It MAY be used in an Access-Request packet as a hint by the NAS to the server that it would prefer that value, but the server is not required to honor the hint.

A summary of the Framed-MTU Attribute format is shown below. The fields are transmitted from left to right.



Type

12 for Framed-MTU.

Length

6

Value

The Value field is four octets. Despite the size of the field, values range from 64 to 65535.

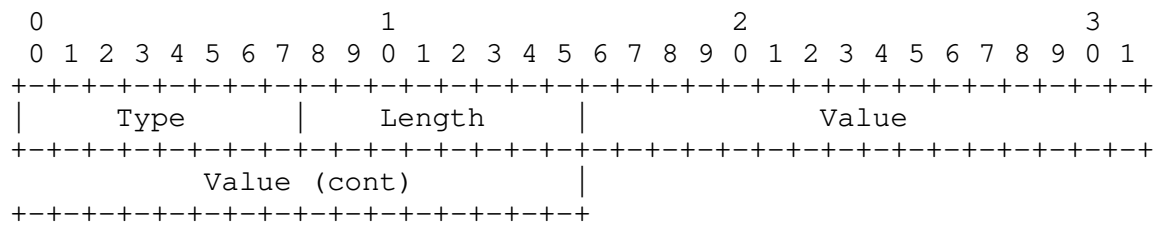
5.13. Framed-Compression

Description

This Attribute indicates a compression protocol to be used for the link. It MAY be used in Access-Accept packets. It MAY be used in an Access-Request packet as a hint to the server that the NAS would prefer to use that compression, but the server is not required to honor the hint.

More than one compression protocol Attribute MAY be sent. It is the responsibility of the NAS to apply the proper compression protocol to appropriate link traffic.

A summary of the Framed-Compression Attribute format is shown below. The fields are transmitted from left to right.



Type

13 for Framed-Compression.

Length

6

Value

The Value field is four octets.

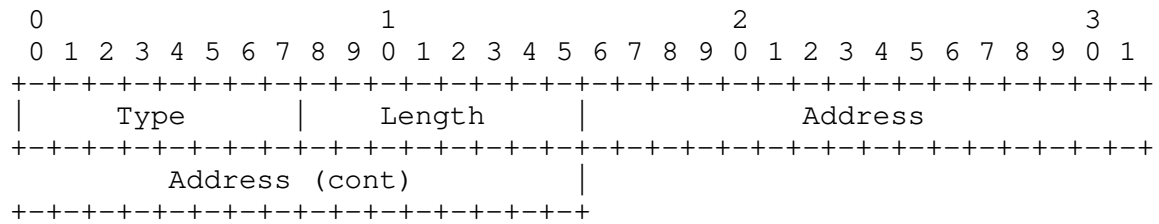
- 0 None
- 1 VJ TCP/IP header compression [10]
- 2 IPX header compression
- 3 Stac-LZS compression

5.14. Login-IP-Host

Description

This Attribute indicates the system with which to connect the user, when the Login-Service Attribute is included. It MAY be used in Access-Accept packets. It MAY be used in an Access-Request packet as a hint to the server that the NAS would prefer to use that host, but the server is not required to honor the hint.

A summary of the Login-IP-Host Attribute format is shown below. The fields are transmitted from left to right.



Type

14 for Login-IP-Host.

Length

6

Address

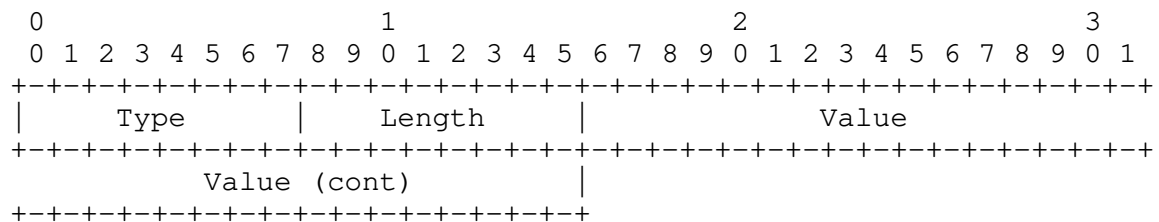
The Address field is four octets. The value 0xFFFFFFFF indicates that the NAS SHOULD allow the user to select an address. The value 0 indicates that the NAS SHOULD select a host to connect the user to. Other values indicate the address the NAS SHOULD connect the user to.

5.15. Login-Service

Description

This Attribute indicates the service to use to connect the user to the login host. It is only used in Access-Accept packets.

A summary of the Login-Service Attribute format is shown below. The fields are transmitted from left to right.



Type

15 for Login-Service.

Length

6

Value

The Value field is four octets.

| | |
|---|---|
| 0 | Telnet |
| 1 | Rlogin |
| 2 | TCP Clear |
| 3 | PortMaster (proprietary) |
| 4 | LAT |
| 5 | X25-PAD |
| 6 | X25-T3POS |
| 8 | TCP Clear Quiet (suppresses any NAS-generated connect string) |

5.16. Login-TCP-Port

Description

This Attribute indicates the TCP port with which the user is to be connected, when the Login-Service Attribute is also present. It is only used in Access-Accept packets.

A summary of the Login-TCP-Port Attribute format is shown below. The fields are transmitted from left to right.

| | | | |
|---------------------------|---------------------|---------------------|-------------------------|
| 0 | 1 | 2 | 3 |
| 0 1 2 3 4 5 6 7 8 9 | 0 1 2 3 4 5 6 7 8 9 | 0 1 2 3 4 5 6 7 8 9 | 0 1 2 3 4 5 6 7 8 9 0 1 |
| +-----+-----+-----+-----+ | | | |
| Type | | Value | |
| +-----+-----+-----+-----+ | | | |
| Value (cont) | | | |
| +-----+-----+-----+-----+ | | | |

Type

16 for Login-TCP-Port.

Length

6

Value

The Value field is four octets. Despite the size of the field, values range from 0 to 65535.

5.17. (unassigned)

Description

ATTRIBUTE TYPE 17 HAS NOT BEEN ASSIGNED.

5.18. Reply-Message

Description

This Attribute indicates text which MAY be displayed to the user.

When used in an Access-Accept, it is the success message.

When used in an Access-Reject, it is the failure message. It MAY indicate a dialog message to prompt the user before another Access-Request attempt.

When used in an Access-Challenge, it MAY indicate a dialog message to prompt the user for a response.

Multiple Reply-Message's MAY be included and if any are displayed, they MUST be displayed in the same order as they appear in the packet.

A summary of the Reply-Message Attribute format is shown below. The fields are transmitted from left to right.

[illegible]

Type

18 for Reply-Message.

Length

$$\geq 3$$

Text

The Text field is one or more octets, and its contents are implementation dependent. It is intended to be human readable, and MUST NOT affect operation of the protocol. It is recommended that the message contain UTF-8 encoded 10646 [7] characters.

5.19. Callback-Number

Description

This Attribute indicates a dialing string to be used for callback. It MAY be used in Access-Accept packets. It MAY be used in an Access-Request packet as a hint to the server that a Callback service is desired, but the server is not required to honor the hint.

A summary of the Callback-Number Attribute format is shown below. The fields are transmitted from left to right.

| | | | | | | | | | | | | | | | | | | | | | | | | | | | | | | | | | | |
|---|---|---|---|---|---|---|---|---|---|--------|---|---|---|---|---|---|---|---|---|---|------------|--|--|--|--|--|--|--|--|--|--|--|--|---|
| 0 | | | | | | | | | | | | | | | | | 1 | | | | | | | | | | | | | | | | | 2 |
| 0 | 1 | 2 | 3 | 4 | 5 | 6 | 7 | 8 | 9 | 0 | 1 | 2 | 3 | 4 | 5 | 6 | 7 | 8 | 9 | 0 | 1 | | | | | | | | | | | | | |
| +-----+ | | | | | | | | | | | | | | | | | | | | | | | | | | | | | | | | | | |
| Type | | | | | | | | | | Length | | | | | | | | | | | String ... | | | | | | | | | | | | | |
| +-----+ | | | | | | | | | | | | | | | | | | | | | | | | | | | | | | | | | | |

Type

19 for Callback-Number.

Length

>= 3

String

The String field is one or more octets. The actual format of the information is site or application specific, and a robust implementation SHOULD support the field as undistinguished octets.

The codification of the range of allowed usage of this field is outside the scope of this specification.

5.20. Callback-Id

Description

This Attribute indicates the name of a place to be called, to be interpreted by the NAS. It MAY be used in Access-Accept packets.

A summary of the Callback-Id Attribute format is shown below. The fields are transmitted from left to right.

```

      0                               1                               2
      0 1 2 3 4 5 6 7 8 9 0 1 2 3 4 5 6 7 8 9 0 1
+---+---+---+---+---+---+---+---+---+---+---+---+---+---+---+---+
|      Type      |      Length      |      String ...
+---+---+---+---+---+---+---+---+---+---+---+---+---+---+---+---+

```

Type

20 for Callback-Id.

Length

>= 3

String

The String field is one or more octets. The actual format of the information is site or application specific, and a robust implementation SHOULD support the field as undistinguished octets.

The codification of the range of allowed usage of this field is outside the scope of this specification.

5.21. (unassigned)

Description

ATTRIBUTE TYPE 21 HAS NOT BEEN ASSIGNED.

5.22. Framed-Route

Description

This Attribute provides routing information to be configured for the user on the NAS. It is used in the Access-Accept packet and can appear multiple times.

A summary of the Framed-Route Attribute format is shown below. The fields are transmitted from left to right.

```

      0                               1                               2
      0 1 2 3 4 5 6 7 8 9 0 1 2 3 4 5 6 7 8 9 0 1 2 3
+---+---+---+---+---+---+---+---+---+---+---+---+---+---+---+---+
|      Type      |      Length      |      Text ...
+---+---+---+---+---+---+---+---+---+---+---+---+---+---+---+---+

```

Type

22 for Framed-Route.

Length

>= 3

Text

The Text field is one or more octets, and its contents are implementation dependent. It is intended to be human readable and MUST NOT affect operation of the protocol. It is recommended that the message contain UTF-8 encoded 10646 [7] characters.

For IP routes, it SHOULD contain a destination prefix in dotted quad form optionally followed by a slash and a decimal length specifier stating how many high order bits of the prefix to use. That is followed by a space, a gateway address in dotted quad form, a space, and one or more metrics separated by spaces. For example, "192.168.1.0/24 192.168.1.1 1 2 -1 3 400". The length specifier may be omitted, in which case it defaults to 8 bits for class A prefixes, 16 bits for class B prefixes, and 24 bits for class C prefixes. For example, "192.168.1.0 192.168.1.1 1".

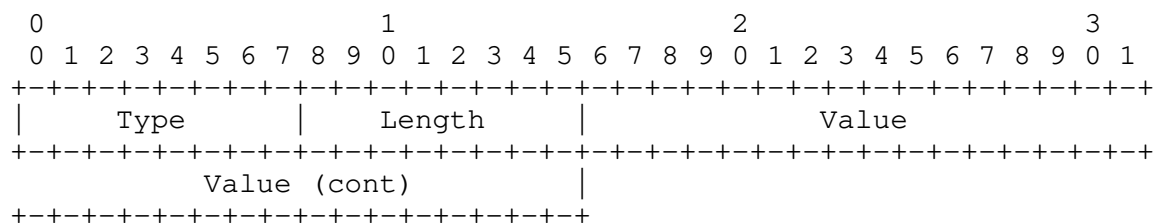
Whenever the gateway address is specified as "0.0.0.0" the IP address of the user SHOULD be used as the gateway address.

5.23. Framed-IPX-Network

Description

This Attribute indicates the IPX Network number to be configured for the user. It is used in Access-Accept packets.

A summary of the Framed-IPX-Network Attribute format is shown below. The fields are transmitted from left to right.



Type

23 for Framed-IPX-Network.

Length

6

Value

The Value field is four octets. The value 0xFFFFFFFF indicates that the NAS should select an IPX network for the user (e.g. assigned from a pool of one or more IPX networks kept by the NAS). Other values should be used as the IPX network for the link to the user.

5.24. State

Description

This Attribute is available to be sent by the server to the client in an Access-Challenge and MUST be sent unmodified from the client to the server in the new Access-Request reply to that challenge, if any.

This Attribute is available to be sent by the server to the client in an Access-Accept that also includes a Termination-Action Attribute with the value of RADIUS-Request. If the NAS performs the Termination-Action by sending a new Access-Request upon termination of the current session, it MUST include the State attribute unchanged in that Access-Request.

In either usage, the client MUST NOT interpret the attribute locally. A packet must have only zero or one State Attribute. Usage of the State Attribute is implementation dependent.

A summary of the State Attribute format is shown below. The fields are transmitted from left to right.

| 0 | | | | | | | | | | 1 | | | | | | | | | | 2 | | | | | | | | | |
|------|---|---|---|---|---|---|---|---|---|--------|---|---|---|---|---|---|---|---|---|------------|---|--|--|--|--|--|--|--|--|
| 0 | 1 | 2 | 3 | 4 | 5 | 6 | 7 | 8 | 9 | 0 | 1 | 2 | 3 | 4 | 5 | 6 | 7 | 8 | 9 | 0 | 1 | | | | | | | | |
| Type | | | | | | | | | | Length | | | | | | | | | | String ... | | | | | | | | | |

Type

24 for State.

Length

>= 3

String

The String field is one or more octets. The actual format of the information is site or application specific, and a robust implementation SHOULD support the field as undistinguished octets.

The codification of the range of allowed usage of this field is outside the scope of this specification.

5.25. Class

Description

This Attribute is available to be sent by the server to the client in an Access-Accept and SHOULD be sent unmodified by the client to the accounting server as part of the Accounting-Request packet if accounting is supported. The client MUST NOT interpret the attribute locally.

A summary of the Class Attribute format is shown below. The fields are transmitted from left to right.

| 0 | | | | | | | | | | 1 | | | | | | | | | | 2 | | | | | | | | | |
|------|---|---|---|---|---|---|---|---|---|--------|---|---|---|---|---|---|---|---|---|------------|---|--|--|--|--|--|--|--|--|
| 0 | 1 | 2 | 3 | 4 | 5 | 6 | 7 | 8 | 9 | 0 | 1 | 2 | 3 | 4 | 5 | 6 | 7 | 8 | 9 | 0 | 1 | | | | | | | | |
| Type | | | | | | | | | | Length | | | | | | | | | | String ... | | | | | | | | | |

Type

25 for Class.

Length

>= 3

String

The String field is one or more octets. The actual format of the information is site or application specific, and a robust implementation SHOULD support the field as undistinguished octets.

The codification of the range of allowed usage of this field is outside the scope of this specification.

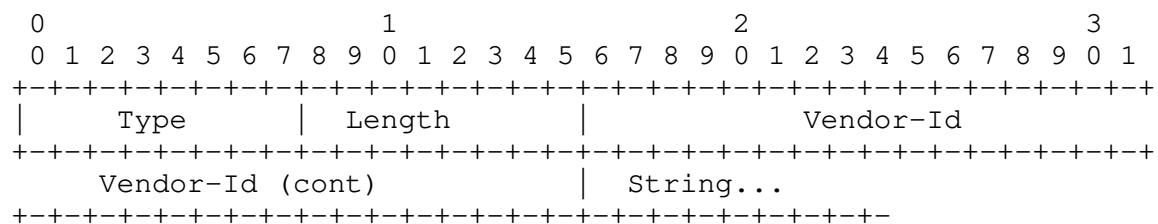
5.26. Vendor-Specific

Description

This Attribute is available to allow vendors to support their own extended Attributes not suitable for general usage. It MUST not affect the operation of the RADIUS protocol.

Servers not equipped to interpret the vendor-specific information sent by a client MUST ignore it (although it may be reported). Clients which do not receive desired vendor-specific information SHOULD make an attempt to operate without it, although they may do so (and report they are doing so) in a degraded mode.

A summary of the Vendor-Specific Attribute format is shown below. The fields are transmitted from left to right.



Type

26 for Vendor-Specific.

Length

>= 7

Vendor-Id

The high-order octet is 0 and the low-order 3 octets are the SMI Network Management Private Enterprise Code of the Vendor in network byte order, as defined in the "Assigned Numbers" RFC [6].

String

The String field is one or more octets. The actual format of the information is site or application specific, and a robust implementation SHOULD support the field as undistinguished octets.

The codification of the range of allowed usage of this field is outside the scope of this specification.

It SHOULD be encoded as a sequence of vendor type / vendor length / value fields, as follows. The Attribute-Specific field is dependent on the vendor's definition of that attribute. An example encoding of the Vendor-Specific attribute using this method follows:

```

      0                               1                               2                               3
      0 1 2 3 4 5 6 7 8 9 0 1 2 3 4 5 6 7 8 9 0 1 2 3 4 5 6 7 8 9 0 1
+---+---+---+---+---+---+---+---+---+---+---+---+---+---+---+---+---+
|      Type      |      Length      |      Vendor-Id      |
+---+---+---+---+---+---+---+---+---+---+---+---+---+---+---+---+---+
|      Vendor-Id (cont)      |      Vendor type      |      Vendor length      |
+---+---+---+---+---+---+---+---+---+---+---+---+---+---+---+---+---+
|      Attribute-Specific...      |
+---+---+---+---+---+---+---+---+---+---+---+---+---+---+

```

Multiple subattributes MAY be encoded within a single Vendor-Specific attribute, although they do not have to be.

5.27. Session-Timeout

Description

This Attribute sets the maximum number of seconds of service to be provided to the user before termination of the session or prompt. This Attribute is available to be sent by the server to the client in an Access-Accept or Access-Challenge.

A summary of the Session-Timeout Attribute format is shown below. The fields are transmitted from left to right.

```

      0                               1                               2                               3
      0 1 2 3 4 5 6 7 8 9 0 1 2 3 4 5 6 7 8 9 0 1 2 3 4 5 6 7 8 9 0 1
+---+---+---+---+---+---+---+---+---+---+---+---+---+---+---+---+---+
|      Type      |      Length      |      Value      |
+---+---+---+---+---+---+---+---+---+---+---+---+---+---+---+---+---+
|      Value (cont)      |
+---+---+---+---+---+---+---+---+---+---+---+---+---+---+

```

Type

27 for Session-Timeout.

Length

6

Value

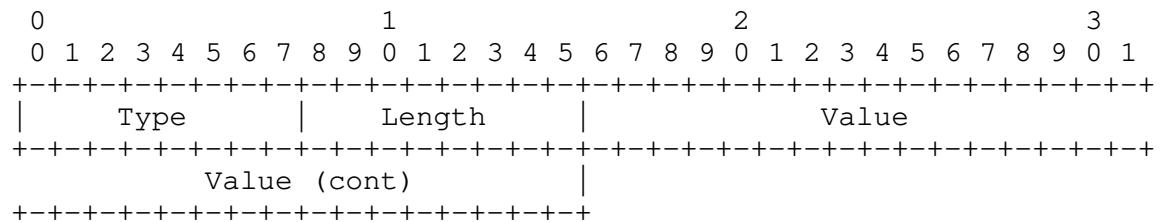
The field is 4 octets, containing a 32-bit unsigned integer with the maximum number of seconds this user should be allowed to remain connected by the NAS.

5.28. Idle-Timeout

Description

This Attribute sets the maximum number of consecutive seconds of idle connection allowed to the user before termination of the session or prompt. This Attribute is available to be sent by the server to the client in an Access-Accept or Access-Challenge.

A summary of the Idle-Timeout Attribute format is shown below. The fields are transmitted from left to right.



Type

28 for Idle-Timeout.

Length

6

Value

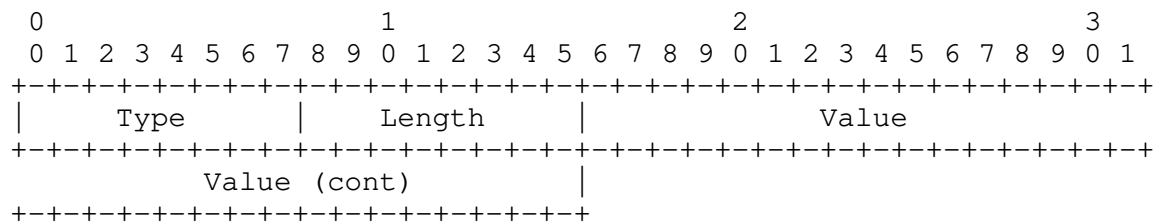
The field is 4 octets, containing a 32-bit unsigned integer with the maximum number of consecutive seconds of idle time this user should be permitted before being disconnected by the NAS.

5.29. Termination-Action

Description

This Attribute indicates what action the NAS should take when the specified service is completed. It is only used in Access-Accept packets.

A summary of the Termination-Action Attribute format is shown below. The fields are transmitted from left to right.



Type

29 for Termination-Action.

Length

6

Value

The Value field is four octets.

- 0 Default
- 1 RADIUS-Request

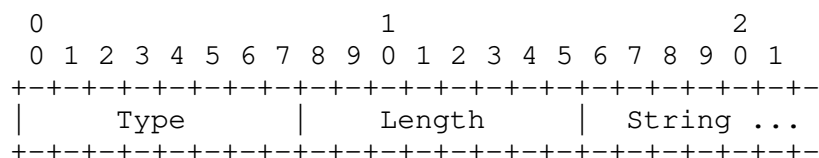
If the Value is set to RADIUS-Request, upon termination of the specified service the NAS MAY send a new Access-Request to the RADIUS server, including the State attribute if any.

5.30. Called-Station-Id

Description

This Attribute allows the NAS to send in the Access-Request packet the phone number that the user called, using Dialed Number Identification (DNIS) or similar technology. Note that this may be different from the phone number the call comes in on. It is only used in Access-Request packets.

A summary of the Called-Station-Id Attribute format is shown below. The fields are transmitted from left to right.



Type

30 for Called-Station-Id.

Length

>= 3

String

The String field is one or more octets, containing the phone number that the user's call came in on.

The actual format of the information is site or application specific. UTF-8 encoded 10646 [7] characters are recommended, but a robust implementation SHOULD support the field as undistinguished octets.

The codification of the range of allowed usage of this field is outside the scope of this specification.

5.31. Calling-Station-Id

Description

This Attribute allows the NAS to send in the Access-Request packet the phone number that the call came from, using Automatic Number Identification (ANI) or similar technology. It is only used in Access-Request packets.

A summary of the Calling-Station-Id Attribute format is shown below. The fields are transmitted from left to right.

| 0 | | | | | | | | | | 1 | | | | | | | | | | 2 | | | | | | | | | |
|------|---|---|---|---|---|---|---|---|---|--------|---|---|---|---|---|---|---|---|---|------------|---|--|--|--|--|--|--|--|--|
| 0 | 1 | 2 | 3 | 4 | 5 | 6 | 7 | 8 | 9 | 0 | 1 | 2 | 3 | 4 | 5 | 6 | 7 | 8 | 9 | 0 | 1 | | | | | | | | |
| Type | | | | | | | | | | Length | | | | | | | | | | String ... | | | | | | | | | |

Type

31 for Calling-Station-Id.

Length

>= 3

String

The String field is one or more octets, containing the phone number that the user placed the call from.

The actual format of the information is site or application specific. UTF-8 encoded 10646 [7] characters are recommended, but a robust implementation SHOULD support the field as undistinguished octets.

The codification of the range of allowed usage of this field is outside the scope of this specification.

5.32. NAS-Identifier

Description

This Attribute contains a string identifying the NAS originating the Access-Request. It is only used in Access-Request packets. Either NAS-IP-Address or NAS-Identifier MUST be present in an Access-Request packet.

Note that NAS-Identifier MUST NOT be used to select the shared secret used to authenticate the request. The source IP address of the Access-Request packet MUST be used to select the shared secret.

A summary of the NAS-Identifier Attribute format is shown below. The fields are transmitted from left to right.

[illegible]

Type

32 for NAS-Identifier.

Length

$$\geq 3$$

String

The String field is one or more octets, and should be unique to the NAS within the scope of the RADIUS server. For example, a fully qualified domain name would be suitable as a NAS-Identifier.

The actual format of the information is site or application specific, and a robust implementation SHOULD support the field as undistinguished octets.

The codification of the range of allowed usage of this field is outside the scope of this specification.

5.33. Proxy-State

Description

This Attribute is available to be sent by a proxy server to another server when forwarding an Access-Request and MUST be returned unmodified in the Access-Accept, Access-Reject or Access-Challenge. When the proxy server receives the response to its request, it MUST remove its own Proxy-State (the last Proxy-State in the packet) before forwarding the response to the NAS.

If a Proxy-State Attribute is added to a packet when forwarding the packet, the Proxy-State Attribute MUST be added after any existing Proxy-State attributes.

The content of any Proxy-State other than the one added by the current server should be treated as opaque octets and MUST NOT affect operation of the protocol.

Usage of the Proxy-State Attribute is implementation dependent. A description of its function is outside the scope of this specification.

A summary of the Proxy-State Attribute format is shown below. The fields are transmitted from left to right.

| 0 | | | | | | | | | | | | | | | | 1 | | | | | | | | | | | | | | | | 2 | | | | | | | | | | | | | | | |
|------|---|---|---|---|---|---|---|---|---|---|---|---|---|---|---|--------|---|---|---|---|---|---|---|---|---|---|---|---|---|--|--|------------|--|--|--|--|--|--|--|--|--|--|--|--|--|--|--|
| 0 | 1 | 2 | 3 | 4 | 5 | 6 | 7 | 8 | 9 | 0 | 1 | 2 | 3 | 4 | 5 | 6 | 7 | 8 | 9 | 0 | 1 | 2 | 3 | 4 | 5 | 6 | 7 | 8 | 9 | | | | | | | | | | | | | | | | | | |
| Type | | | | | | | | | | | | | | | | Length | | | | | | | | | | | | | | | | String ... | | | | | | | | | | | | | | | |

Type

33 for Proxy-State.

Length

>= 3

String

The String field is one or more octets. The actual format of the information is site or application specific, and a robust implementation SHOULD support the field as undistinguished octets.

The codification of the range of allowed usage of this field is outside the scope of this specification.

5.34. Login-LAT-Service

Description

This Attribute indicates the system with which the user is to be connected by LAT. It MAY be used in Access-Accept packets, but only when LAT is specified as the Login-Service. It MAY be used in an Access-Request packet as a hint to the server, but the server is not required to honor the hint.

Administrators use the service attribute when dealing with clustered systems, such as a VAX or Alpha cluster. In such an environment several different time sharing hosts share the same resources (disks, printers, etc.), and administrators often configure each to offer access (service) to each of the shared resources. In this case, each host in the cluster advertises its services through LAT broadcasts.

Sophisticated users often know which service providers (machines) are faster and tend to use a node name when initiating a LAT connection. Alternately, some administrators want particular users to use certain machines as a primitive form of load balancing (although LAT knows how to do load balancing itself).

A summary of the Login-LAT-Service Attribute format is shown below. The fields are transmitted from left to right.

| 0 | | | | | | | | | | 1 | | | | | | | | | | 2 | | | | | | | | | |
|------|---|---|---|---|---|---|---|---|---|--------|---|---|---|---|---|---|---|---|---|------------|---|--|--|--|--|--|--|--|--|
| 0 | 1 | 2 | 3 | 4 | 5 | 6 | 7 | 8 | 9 | 0 | 1 | 2 | 3 | 4 | 5 | 6 | 7 | 8 | 9 | 0 | 1 | | | | | | | | |
| Type | | | | | | | | | | Length | | | | | | | | | | String ... | | | | | | | | | |

Type

34 for Login-LAT-Service.

Length

>= 3

String

The String field is one or more octets, and contains the identity of the LAT service to use. The LAT Architecture allows this string to contain \$ (dollar), - (hyphen), . (period), _ (underscore), numerics, upper and lower case alphabets, and the ISO Latin-1 character set extension [11]. All LAT string comparisons are case insensitive.

5.35. Login-LAT-Node

Description

This Attribute indicates the Node with which the user is to be automatically connected by LAT. It MAY be used in Access-Accept packets, but only when LAT is specified as the Login-Service. It MAY be used in an Access-Request packet as a hint to the server, but the server is not required to honor the hint.

A summary of the Login-LAT-Node Attribute format is shown below. The fields are transmitted from left to right.

```

      0                               1                               2
    0 1 2 3 4 5 6 7 8 9 0 1 2 3 4 5 6 7 8 9 0 1
+---+---+---+---+---+---+---+---+---+---+---+---+---+---+---+---+
|      Type      |      Length      |      String ...
+---+---+---+---+---+---+---+---+---+---+---+---+---+---+---+---+

```

Type

35 for Login-LAT-Node.

Length

>= 3

String

The String field is one or more octets, and contains the identity of the LAT Node to connect the user to. The LAT Architecture allows this string to contain \$ (dollar), - (hyphen), . (period), _ (underscore), numerics, upper and lower case alphabetic, and the ISO Latin-1 character set extension. All LAT string comparisons are case insensitive.

5.36. Login-LAT-Group

Description

This Attribute contains a string identifying the LAT group codes which this user is authorized to use. It MAY be used in Access-Accept packets, but only when LAT is specified as the Login-Service. It MAY be used in an Access-Request packet as a hint to the server, but the server is not required to honor the hint.

LAT supports 256 different group codes, which LAT uses as a form of access rights. LAT encodes the group codes as a 256 bit bitmap.

Administrators can assign one or more of the group code bits at the LAT service provider; it will only accept LAT connections that have these group codes set in the bit map. The administrators assign a bitmap of authorized group codes to each user; LAT gets these from the operating system, and uses these in its requests to the service providers.

A summary of the Login-LAT-Group Attribute format is shown below. The fields are transmitted from left to right.

[illegible]

Type

36 for Login-LAT-Group.

Length

34

String

The String field is a 32 octet bit map, most significant octet first. A robust implementation SHOULD support the field as undistinguished octets.

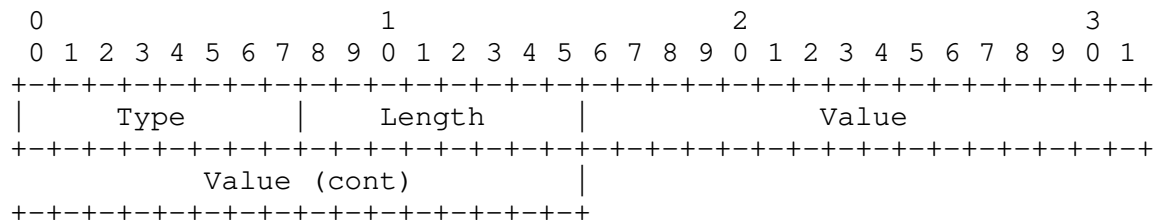
The codification of the range of allowed usage of this field is outside the scope of this specification.

5.37. Framed-AppleTalk-Link

Description

This Attribute indicates the AppleTalk network number which should be used for the serial link to the user, which is another AppleTalk router. It is only used in Access-Accept packets. It is never used when the user is not another router.

A summary of the Framed-AppleTalk-Link Attribute format is shown below. The fields are transmitted from left to right.



Type

37 for Framed-AppleTalk-Link.

Length

6

Value

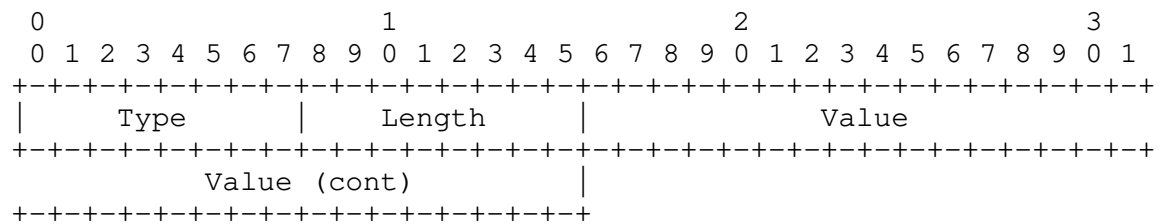
The Value field is four octets. Despite the size of the field, values range from 0 to 65535. The special value of 0 indicates that this is an unnumbered serial link. A value of 1-65535 means that the serial line between the NAS and the user should be assigned that value as an AppleTalk network number.

5.38. Framed-AppleTalk-Network

Description

This Attribute indicates the AppleTalk Network number which the NAS should probe to allocate an AppleTalk node for the user. It is only used in Access-Accept packets. It is never used when the user is another router. Multiple instances of this Attribute indicate that the NAS may probe using any of the network numbers specified.

A summary of the Framed-AppleTalk-Network Attribute format is shown below. The fields are transmitted from left to right.



Type

38 for Framed-AppleTalk-Network.

Length

6

Value

The Value field is four octets. Despite the size of the field, values range from 0 to 65535. The special value 0 indicates that the NAS should assign a network for the user, using its default cable range. A value between 1 and 65535 (inclusive) indicates the AppleTalk Network the NAS should probe to find an address for the user.

5.39. Framed-AppleTalk-Zone

Description

This Attribute indicates the AppleTalk Default Zone to be used for this user. It is only used in Access-Accept packets. Multiple instances of this attribute in the same packet are not allowed.

A summary of the Framed-AppleTalk-Zone Attribute format is shown below. The fields are transmitted from left to right.

```

      0                               1                               2
      0 1 2 3 4 5 6 7 8 9 0 1 2 3 4 5 6 7 8 9 0 1 2 3 4
+---+---+---+---+---+---+---+---+---+---+---+---+---+---+
|      Type      |      Length      |      String ...
+---+---+---+---+---+---+---+---+---+---+---+---+---+---+

```

Type

39 for Framed-AppleTalk-Zone.

Length

>= 3

String

The name of the Default AppleTalk Zone to be used for this user. A robust implementation SHOULD support the field as undistinguished octets.

The codification of the range of allowed usage of this field is outside the scope of this specification.

5.40. CHAP-Challenge

Description

This Attribute contains the CHAP Challenge sent by the NAS to a PPP Challenge-Handshake Authentication Protocol (CHAP) user. It is only used in Access-Request packets.

If the CHAP challenge value is 16 octets long it MAY be placed in the Request Authenticator field instead of using this attribute.

A summary of the CHAP-Challenge Attribute format is shown below. The fields are transmitted from left to right.

```

      0                               1                               2
      0 1 2 3 4 5 6 7 8 9 0 1 2 3 4 5 6 7 8 9 0 1 2 3
+---+---+---+---+---+---+---+---+---+---+---+---+---+---+
|      Type      |      Length      |      String...
+---+---+---+---+---+---+---+---+---+---+---+---+---+---+

```

Type

60 for CHAP-Challenge.

Length

>= 7

String

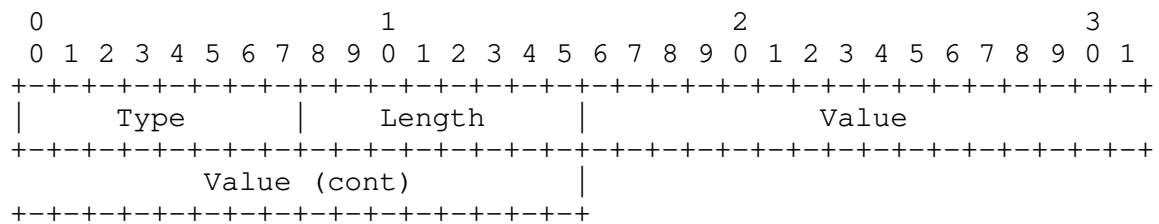
The String field contains the CHAP Challenge.

5.41. NAS-Port-Type

Description

This Attribute indicates the type of the physical port of the NAS which is authenticating the user. It can be used instead of or in addition to the NAS-Port (5) attribute. It is only used in Access-Request packets. Either NAS-Port (5) or NAS-Port-Type or both SHOULD be present in an Access-Request packet, if the NAS differentiates among its ports.

A summary of the NAS-Port-Type Attribute format is shown below. The fields are transmitted from left to right.



Type

61 for NAS-Port-Type.

Length

6

Value

The Value field is four octets. "Virtual" refers to a connection to the NAS via some transport protocol, instead of through a physical port. For example, if a user telnetted into a NAS to

authenticate himself as an Outbound-User, the Access-Request might include NAS-Port-Type = Virtual as a hint to the RADIUS server that the user was not on a physical port.

| | |
|----|---|
| 0 | Async |
| 1 | Sync |
| 2 | ISDN Sync |
| 3 | ISDN Async V.120 |
| 4 | ISDN Async V.110 |
| 5 | Virtual |
| 6 | PIAFS |
| 7 | HDLCL Clear Channel |
| 8 | X.25 |
| 9 | X.75 |
| 10 | G.3 Fax |
| 11 | SDSL - Symmetric DSL |
| 12 | ADSL-CAP - Asymmetric DSL, Carrierless Amplitude Phase Modulation |
| 13 | ADSL-DMT - Asymmetric DSL, Discrete Multi-Tone |
| 14 | IDSL - ISDN Digital Subscriber Line |
| 15 | Ethernet |
| 16 | xDSL - Digital Subscriber Line of unknown type |
| 17 | Cable |
| 18 | Wireless - Other |
| 19 | Wireless - IEEE 802.11 |

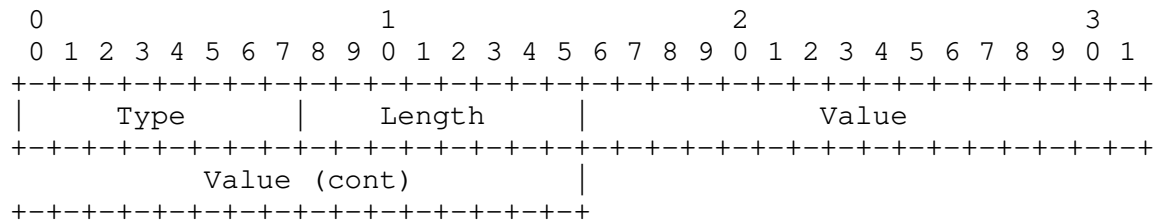
PIAFS is a form of wireless ISDN commonly used in Japan, and stands for PHS (Personal Handyphone System) Internet Access Forum Standard (PIAFS).

5.42. Port-Limit

Description

This Attribute sets the maximum number of ports to be provided to the user by the NAS. This Attribute MAY be sent by the server to the client in an Access-Accept packet. It is intended for use in conjunction with Multilink PPP [12] or similar uses. It MAY also be sent by the NAS to the server as a hint that that many ports are desired for use, but the server is not required to honor the hint.

A summary of the Port-Limit Attribute format is shown below. The fields are transmitted from left to right.



Type

62 for Port-Limit.

Length

6

Value

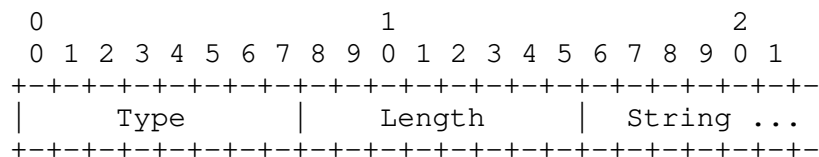
The field is 4 octets, containing a 32-bit unsigned integer with the maximum number of ports this user should be allowed to connect to on the NAS.

5.43. Login-LAT-Port

Description

This Attribute indicates the Port with which the user is to be connected by LAT. It MAY be used in Access-Accept packets, but only when LAT is specified as the Login-Service. It MAY be used in an Access-Request packet as a hint to the server, but the server is not required to honor the hint.

A summary of the Login-LAT-Port Attribute format is shown below. The fields are transmitted from left to right.



Type

63 for Login-LAT-Port.

Length

>= 3

String

The String field is one or more octets, and contains the identity of the LAT port to use. The LAT Architecture allows this string to contain \$ (dollar), - (hyphen), . (period), _ (underscore), numerics, upper and lower case alphabetics, and the ISO Latin-1 character set extension. All LAT string comparisons are case insensitive.

5.44. Table of Attributes

The following table provides a guide to which attributes may be found in which kinds of packets, and in what quantity.

| Request | Accept | Reject | Challenge | # | Attribute |
|---------|--------|--------|-----------|----|-------------------------|
| 0-1 | 0-1 | 0 | 0 | 1 | User-Name |
| 0-1 | 0 | 0 | 0 | 2 | User-Password [Note 1] |
| 0-1 | 0 | 0 | 0 | 3 | CHAP-Password [Note 1] |
| 0-1 | 0 | 0 | 0 | 4 | NAS-IP-Address [Note 2] |
| 0-1 | 0 | 0 | 0 | 5 | NAS-Port |
| 0-1 | 0-1 | 0 | 0 | 6 | Service-Type |
| 0-1 | 0-1 | 0 | 0 | 7 | Framed-Protocol |
| 0-1 | 0-1 | 0 | 0 | 8 | Framed-IP-Address |
| 0-1 | 0-1 | 0 | 0 | 9 | Framed-IP-Netmask |
| 0 | 0-1 | 0 | 0 | 10 | Framed-Routing |
| 0 | 0+ | 0 | 0 | 11 | Filter-Id |
| 0-1 | 0-1 | 0 | 0 | 12 | Framed-MTU |
| 0+ | 0+ | 0 | 0 | 13 | Framed-Compression |
| 0+ | 0+ | 0 | 0 | 14 | Login-IP-Host |
| 0 | 0-1 | 0 | 0 | 15 | Login-Service |
| 0 | 0-1 | 0 | 0 | 16 | Login-TCP-Port |
| 0 | 0+ | 0+ | 0+ | 18 | Reply-Message |
| 0-1 | 0-1 | 0 | 0 | 19 | Callback-Number |
| 0 | 0-1 | 0 | 0 | 20 | Callback-Id |
| 0 | 0+ | 0 | 0 | 22 | Framed-Route |
| 0 | 0-1 | 0 | 0 | 23 | Framed-IPX-Network |
| 0-1 | 0-1 | 0 | 0-1 | 24 | State [Note 1] |
| 0 | 0+ | 0 | 0 | 25 | Class |
| 0+ | 0+ | 0 | 0+ | 26 | Vendor-Specific |
| 0 | 0-1 | 0 | 0-1 | 27 | Session-Timeout |
| 0 | 0-1 | 0 | 0-1 | 28 | Idle-Timeout |
| 0 | 0-1 | 0 | 0 | 29 | Termination-Action |
| 0-1 | 0 | 0 | 0 | 30 | Called-Station-Id |
| 0-1 | 0 | 0 | 0 | 31 | Calling-Station-Id |
| 0-1 | 0 | 0 | 0 | 32 | NAS-Identifier [Note 2] |
| 0+ | 0+ | 0+ | 0+ | 33 | Proxy-State |
| 0-1 | 0-1 | 0 | 0 | 34 | Login-LAT-Service |
| 0-1 | 0-1 | 0 | 0 | 35 | Login-LAT-Node |

| | | | | | |
|---------|--------|--------|-----------|----|--------------------------|
| 0-1 | 0-1 | 0 | 0 | 36 | Login-LAT-Group |
| 0 | 0-1 | 0 | 0 | 37 | Framed-AppleTalk-Link |
| 0 | 0+ | 0 | 0 | 38 | Framed-AppleTalk-Network |
| 0 | 0-1 | 0 | 0 | 39 | Framed-AppleTalk-Zone |
| 0-1 | 0 | 0 | 0 | 60 | CHAP-Challenge |
| 0-1 | 0 | 0 | 0 | 61 | NAS-Port-Type |
| 0-1 | 0-1 | 0 | 0 | 62 | Port-Limit |
| 0-1 | 0-1 | 0 | 0 | 63 | Login-LAT-Port |
| Request | Accept | Reject | Challenge | # | Attribute |

[Note 1] An Access-Request MUST contain either a User-Password or a CHAP-Password or State. An Access-Request MUST NOT contain both a User-Password and a CHAP-Password. If future extensions allow other kinds of authentication information to be conveyed, the attribute for that can be used in an Access-Request instead of User-Password or CHAP-Password.

[Note 2] An Access-Request MUST contain either a NAS-IP-Address or a NAS-Identifier (or both).

The following table defines the meaning of the above table entries.

| | |
|-----|--|
| 0 | This attribute MUST NOT be present in packet. |
| 0+ | Zero or more instances of this attribute MAY be present in packet. |
| 0-1 | Zero or one instance of this attribute MAY be present in packet. |
| 1 | Exactly one instance of this attribute MUST be present in packet. |

6. IANA Considerations

This section provides guidance to the Internet Assigned Numbers Authority (IANA) regarding registration of values related to the RADIUS protocol, in accordance with BCP 26 [13].

There are three name spaces in RADIUS that require registration: Packet Type Codes, Attribute Types, and Attribute Values (for certain Attributes).

RADIUS is not intended as a general-purpose Network Access Server (NAS) management protocol, and allocations should not be made for purposes unrelated to Authentication, Authorization or Accounting.

6.1. Definition of Terms

The following terms are used here with the meanings defined in BCP 26: "name space", "assigned value", "registration".

The following policies are used here with the meanings defined in BCP 26: "Private Use", "First Come First Served", "Expert Review", "Specification Required", "IETF Consensus", "Standards Action".

6.2. Recommended Registration Policies

For registration requests where a Designated Expert should be consulted, the IESG Area Director for Operations should appoint the Designated Expert.

For registration requests requiring Expert Review, the ietf-radius mailing list should be consulted.

Packet Type Codes have a range from 1 to 254, of which 1-5,11-13 have been allocated. Because a new Packet Type has considerable impact on interoperability, a new Packet Type Code requires Standards Action, and should be allocated starting at 14.

Attribute Types have a range from 1 to 255, and are the scarcest resource in RADIUS, thus must be allocated with care. Attributes 1-53,55,60-88,90-91 have been allocated, with 17 and 21 available for re-use. Attributes 17, 21, 54, 56-59, 89, 92-191 may be allocated following Expert Review, with Specification Required. Release of blocks of Attribute Types (more than 3 at a time for a given purpose) should require IETF Consensus. It is recommended that attributes 17 and 21 be used only after all others are exhausted.

Note that RADIUS defines a mechanism for Vendor-Specific extensions (Attribute 26) and the use of that should be encouraged instead of allocation of global attribute types, for functions specific only to one vendor's implementation of RADIUS, where no interoperability is deemed useful.

As stated in the "Attributes" section above:

"[Attribute Type] Values 192-223 are reserved for experimental use, values 224-240 are reserved for implementation-specific use, and values 241-255 are reserved and should not be used."

Therefore Attribute values 192-240 are considered Private Use, and values 241-255 require Standards Action.

Certain attributes (for example, NAS-Port-Type) in RADIUS define a list of values to correspond with various meanings. There can be 4 billion (2^{32}) values for each attribute. Adding additional values to the list can be done on a First Come, First Served basis by the IANA.

7. Examples

A few examples are presented to illustrate the flow of packets and use of typical attributes. These examples are not intended to be exhaustive, many others are possible. Hexadecimal dumps of the example packets are given in network byte order, using the shared secret "xyzzzy5461".

7.1. User Telnet to Specified Host

The NAS at 192.168.1.16 sends an Access-Request UDP packet to the RADIUS Server for a user named nemo logging in on port 3 with password "arctangent".

The Request Authenticator is a 16 octet random number generated by the NAS.

The User-Password is 16 octets of password padded at end with nulls, XORed with MD5(shared secret|Request Authenticator).

```
01 00 00 38 0f 40 3f 94 73 97 80 57 bd 83 d5 cb
98 f4 22 7a 01 06 6e 65 6d 6f 02 12 0d be 70 8d
93 d4 13 ce 31 96 e4 3f 78 2a 0a ee 04 06 c0 a8
01 10 05 06 00 00 00 03
```

```
1 Code = Access-Request (1)
1 ID = 0
2 Length = 56
16 Request Authenticator
```

Attributes:

```
6 User-Name = "nemo"
18 User-Password
6 NAS-IP-Address = 192.168.1.16
6 NAS-Port = 3
```

The RADIUS server authenticates nemo, and sends an Access-Accept UDP packet to the NAS telling it to telnet nemo to host 192.168.1.3.

The Response Authenticator is a 16-octet MD5 checksum of the code (2), id (0), Length (38), the Request Authenticator from above, the attributes in this reply, and the shared secret.

```

02 00 00 26 86 fe 22 0e 76 24 ba 2a 10 05 f6 bf
9b 55 e0 b2 06 06 00 00 00 01 0f 06 00 00 00 00
0e 06 c0 a8 01 03

```

```

1 Code = Access-Accept (2)
1 ID = 0 (same as in Access-Request)
2 Length = 38
16 Response Authenticator

```

Attributes:

```

6 Service-Type (6) = Login (1)
6 Login-Service (15) = Telnet (0)
6 Login-IP-Host (14) = 192.168.1.3

```

7.2. Framed User Authenticating with CHAP

The NAS at 192.168.1.16 sends an Access-Request UDP packet to the RADIUS Server for a user named flopsy logging in on port 20 with PPP, authenticating using CHAP. The NAS sends along the Service-Type and Framed-Protocol attributes as a hint to the RADIUS server that this user is looking for PPP, although the NAS is not required to do so.

The Request Authenticator is a 16 octet random number generated by the NAS, and is also used as the CHAP Challenge.

The CHAP-Password consists of a 1 octet CHAP ID, in this case 22, followed by the 16 octet CHAP response.

```

01 01 00 47 2a ee 86 f0 8d 0d 55 96 9c a5 97 8e
0d 33 67 a2 01 08 66 6c 6f 70 73 79 03 13 16 e9
75 57 c3 16 18 58 95 f2 93 ff 63 44 07 72 75 04
06 c0 a8 01 10 05 06 00 00 00 14 06 06 00 00 00
02 07 06 00 00 00 01

```

```

1 Code = 1          (Access-Request)
1 ID = 1
2 Length = 71
16 Request Authenticator

```

Attributes:

```

8 User-Name (1) = "flopsy"
19 CHAP-Password (3)
6 NAS-IP-Address (4) = 192.168.1.16
6 NAS-Port (5) = 20
6 Service-Type (6) = Framed (2)
6 Framed-Protocol (7) = PPP (1)

```

The RADIUS server authenticates flopsy, and sends an Access-Accept UDP packet to the NAS telling it to start PPP service and assign an address for the user out of its dynamic address pool.

The Response Authenticator is a 16-octet MD5 checksum of the code (2), id (1), Length (56), the Request Authenticator from above, the attributes in this reply, and the shared secret.

```
02 01 00 38 15 ef bc 7d ab 26 cf a3 dc 34 d9 c0
3c 86 01 a4 06 06 00 00 00 02 07 06 00 00 00 01
08 06 ff ff ff fe 0a 06 00 00 00 02 0d 06 00 00
00 01 0c 06 00 00 05 dc
```

```
1 Code = Access-Accept (2)
1 ID = 1 (same as in Access-Request)
2 Length = 56
16 Response Authenticator
```

Attributes:

```
6 Service-Type (6) = Framed (2)
6 Framed-Protocol (7) = PPP (1)
6 Framed-IP-Address (8) = 255.255.255.254
6 Framed-Routing (10) = None (0)
6 Framed-Compression (13) = VJ TCP/IP Header Compression (1)
6 Framed-MTU (12) = 1500
```

7.3. User with Challenge-Response card

The NAS at 192.168.1.16 sends an Access-Request UDP packet to the RADIUS Server for a user named mopsy logging in on port 7. The user enters the dummy password "challenge" in this example. The challenge and response generated by the smart card for this example are "32769430" and "99101462".

The Request Authenticator is a 16 octet random number generated by the NAS.

The User-Password is 16 octets of password, in this case "challenge", padded at the end with nulls, XORed with MD5(shared secret|Request Authenticator).

```
01 02 00 39 f3 a4 7a 1f 6a 6d 76 71 0b 94 7a b9
30 41 a0 39 01 07 6d 6f 70 73 79 02 12 33 65 75
73 77 82 89 b5 70 88 5e 15 08 48 25 c5 04 06 c0
a8 01 10 05 06 00 00 00 07
```

```

1 Code = Access-Request (1)
1 ID = 2
2 Length = 57
16 Request Authenticator

```

Attributes:

```

7 User-Name (1) = "mopsy"
18 User-Password (2)
6 NAS-IP-Address (4) = 192.168.1.16
6 NAS-Port (5) = 7

```

The RADIUS server decides to challenge mopsy, sending back a challenge string and looking for a response. The RADIUS server therefore sends an Access-Challenge UDP packet to the NAS.

The Response Authenticator is a 16-octet MD5 checksum of the code (11), id (2), length (78), the Request Authenticator from above, the attributes in this reply, and the shared secret.

The Reply-Message is "Challenge 32769430. Enter response at prompt."

The State is a magic cookie to be returned along with user's response; in this example 8 octets of data (33 32 37 36 39 34 33 30 in hex).

```

0b 02 00 4e 36 f3 c8 76 4a e8 c7 11 57 40 3c 0c
71 ff 9c 45 12 30 43 68 61 6c 6c 65 6e 67 65 20
33 32 37 36 39 34 33 30 2e 20 20 45 6e 74 65 72
20 72 65 73 70 6f 6e 73 65 20 61 74 20 70 72 6f
6d 70 74 2e 18 0a 33 32 37 36 39 34 33 30

```

```

1 Code = Access-Challenge (11)
1 ID = 2 (same as in Access-Request)
2 Length = 78
16 Response Authenticator

```

Attributes:

```

48 Reply-Message (18)
10 State (24)

```

The user enters his response, and the NAS send a new Access-Request with that response, and includes the State Attribute.

The Request Authenticator is a new 16 octet random number.

The User-Password is 16 octets of the user's response, in this case "99101462", padded at the end with nulls, XORed with MD5(shared secret|Request Authenticator).

The state is the magic cookie from the Access-Challenge packet, unchanged.

```
01 03 00 43 b1 22 55 6d 42 8a 13 d0 d6 25 38 07
c4 57 ec f0 01 07 6d 6f 70 73 79 02 12 69 2c 1f
20 5f c0 81 b9 19 b9 51 95 f5 61 a5 81 04 06 c0
a8 01 10 05 06 00 00 00 07 18 10 33 32 37 36 39
34 33 30
```

```
1 Code = Access-Request (1)
1 ID = 3 (Note that this changes.)
2 Length = 67
16 Request Authenticator
```

Attributes:

```
7  User-Name = "mopsy"
18 User-Password
6  NAS-IP-Address (4) = 192.168.1.16
6  NAS-Port (5) = 7
10 State (24)
```

The Response was incorrect (for the sake of example), so the RADIUS server tells the NAS to reject the login attempt.

The Response Authenticator is a 16 octet MD5 checksum of the code (3), id (3), length(20), the Request Authenticator from above, the attributes in this reply (in this case, none), and the shared secret.

```
03 03 00 14 a4 2f 4f ca 45 91 6c 4e 09 c8 34 0f
9e 74 6a a0
```

```
1 Code = Access-Reject (3)
1 ID = 3 (same as in Access-Request)
2 Length = 20
16 Response Authenticator
```

Attributes:

(none, although a Reply-Message could be sent)

8. Security Considerations

Security issues are the primary topic of this document.

In practice, within or associated with each RADIUS server, there is a database which associates "user" names with authentication information ("secrets"). It is not anticipated that a particular named user would be authenticated by multiple methods. This would make the user vulnerable to attacks which negotiate the least secure method from among a set. Instead, for each named user there should be an indication of exactly one method used to authenticate that user name. If a user needs to make use of different authentication methods under different circumstances, then distinct user names SHOULD be employed, each of which identifies exactly one authentication method.

Passwords and other secrets should be stored at the respective ends such that access to them is as limited as possible. Ideally, the secrets should only be accessible to the process requiring access in order to perform the authentication.

The secrets should be distributed with a mechanism that limits the number of entities that handle (and thus gain knowledge of) the secret. Ideally, no unauthorized person should ever gain knowledge of the secrets. It is possible to achieve this with SNMP Security Protocols [14], but such a mechanism is outside the scope of this specification.

Other distribution methods are currently undergoing research and experimentation. The SNMP Security document [14] also has an excellent overview of threats to network protocols.

The User-Password hiding mechanism described in Section 5.2 has not been subjected to significant amounts of cryptanalysis in the published literature. Some in the IETF community are concerned that this method might not provide sufficient confidentiality protection [15] to passwords transmitted using RADIUS. Users should evaluate their threat environment and consider whether additional security mechanisms should be employed.

9. Change Log

The following changes have been made from RFC 2138:

Strings should use UTF-8 instead of US-ASCII and should be handled as 8-bit data.

Integers and dates are now defined as 32 bit unsigned values.

Updated list of attributes that can be included in Access-Challenge to be consistent with the table of attributes.

User-Name mentions Network Access Identifiers.

User-Name may now be sent in Access-Accept for use with accounting and Rlogin.

Values added for Service-Type, Login-Service, Framed-Protocol, Framed-Compression, and NAS-Port-Type.

NAS-Port can now use all 32 bits.

Examples now include hexadecimal displays of the packets.

Source UDP port must be used in conjunction with the Request Identifier when identifying duplicates.

Multiple subattributes may be allowed in a Vendor-Specific attribute.

An Access-Request is now required to contain either a NAS-IP-Address or NAS-Identifier (or may contain both).

Added notes under "Operations" with more information on proxy, retransmissions, and keep-alives.

If multiple Attributes with the same Type are present, the order of Attributes with the same Type MUST be preserved by any proxies.

Clarified Proxy-State.

Clarified that Attributes must not depend on position within the packet, as long as Attributes of the same type are kept in order.

Added IANA Considerations section.

Updated section on "Proxy" under "Operations".

Framed-MTU can now be sent in Access-Request as a hint.

Updated Security Considerations.

Text strings identified as a subset of string, to clarify use of UTF-8.

10. References

- [1] Rigney, C., Rubens, A., Simpson, W. and S. Willens, "Remote Authentication Dial In User Service (RADIUS)", RFC 2138, April 1997.
- [2] Bradner, S., "Key words for use in RFCs to Indicate Requirement Levels", BCP 14, RFC 2119, March, 1997.
- [3] Rivest, R. and S. Dusse, "The MD5 Message-Digest Algorithm", RFC 1321, April 1992.
- [4] Postel, J., "User Datagram Protocol", STD 6, RFC 768, August 1980.
- [5] Rigney, C., "RADIUS Accounting", RFC 2866, June 2000.
- [6] Reynolds, J. and J. Postel, "Assigned Numbers", STD 2, RFC 1700, October 1994.
- [7] Yergeau, F., "UTF-8, a transformation format of ISO 10646", RFC 2279, January 1998.
- [8] Aboba, B. and M. Beadles, "The Network Access Identifier", RFC 2486, January 1999.
- [9] Kaufman, C., Perlman, R., and Speciner, M., "Network Security: Private Communications in a Public World", Prentice Hall, March 1995, ISBN 0-13-061466-1.
- [10] Jacobson, V., "Compressing TCP/IP headers for low-speed serial links", RFC 1144, February 1990.
- [11] ISO 8859. International Standard -- Information Processing -- 8-bit Single-Byte Coded Graphic Character Sets -- Part 1: Latin Alphabet No. 1, ISO 8859-1:1987.
- [12] Sklower, K., Lloyd, B., McGregor, G., Carr, D. and T. Coradetti, "The PPP Multilink Protocol (MP)", RFC 1990, August 1996.
- [13] Alvestrand, H. and T. Narten, "Guidelines for Writing an IANA Considerations Section in RFCs", BCP 26, RFC 2434, October 1998.
- [14] Galvin, J., McCloaghrie, K. and J. Davin, "SNMP Security Protocols", RFC 1352, July 1992.

- [15] Dobbertin, H., "The Status of MD5 After a Recent Attack",
CryptoBytes Vol.2 No.2, Summer 1996.

11. Acknowledgements

RADIUS was originally developed by Steve Willens of Livingston Enterprises for their PortMaster series of Network Access Servers.

12. Chair's Address

The working group can be contacted via the current chair:

Carl Rigney
Livingston Enterprises
4464 Willow Road
Pleasanton, California 94588

Phone: +1 925 737 2100
EMail: cdr@telemancy.com

13. Authors' Addresses

Questions about this memo can also be directed to:

Carl Rigney
Livingston Enterprises
4464 Willow Road
Pleasanton, California 94588

Phone: +1 925 737 2100
EMail: cdr@telemancy.com

Allan C. Rubens
Merit Network, Inc.
4251 Plymouth Road
Ann Arbor, Michigan 48105-2785

EMail: acr@merit.edu

William Allen Simpson
Daydreamer
Computer Systems Consulting Services
1384 Fontaine
Madison Heights, Michigan 48071

EMail: wsimpson@greendragon.com

Steve Willens
Livingston Enterprises
4464 Willow Road
Pleasanton, California 94588

EMail: steve@livingston.com

14. Full Copyright Statement

Copyright (C) The Internet Society (2000). All Rights Reserved.

This document and translations of it may be copied and furnished to others, and derivative works that comment on or otherwise explain it or assist in its implementation may be prepared, copied, published and distributed, in whole or in part, without restriction of any kind, provided that the above copyright notice and this paragraph are included on all such copies and derivative works. However, this document itself may not be modified in any way, such as by removing the copyright notice or references to the Internet Society or other Internet organizations, except as needed for the purpose of developing Internet standards in which case the procedures for copyrights defined in the Internet Standards process must be followed, or as required to translate it into languages other than English.

The limited permissions granted above are perpetual and will not be revoked by the Internet Society or its successors or assigns.

This document and the information contained herein is provided on an "AS IS" basis and THE INTERNET SOCIETY AND THE INTERNET ENGINEERING TASK FORCE DISCLAIMS ALL WARRANTIES, EXPRESS OR IMPLIED, INCLUDING BUT NOT LIMITED TO ANY WARRANTY THAT THE USE OF THE INFORMATION HEREIN WILL NOT INFRINGE ANY RIGHTS OR ANY IMPLIED WARRANTIES OF MERCHANTABILITY OR FITNESS FOR A PARTICULAR PURPOSE.

Acknowledgement

Funding for the RFC Editor function is currently provided by the Internet Society.

